

HIGH POINT

Winthrop Eagles

2024-25 Record: 18-9, 8-4 Big South

2023-24 Record: 17-15, 8-8 Big South

Head Coach: Mark Prosser (4th season/8th overall)

Winthrop/Career Record: 73-50/115-126

Big South Record: 40-22



High Point Panthers

2024-25 Record: 21-5, 9-2 Big South

2023-24 Final Record: 27-9, 13-3 Big South

Head Coach: Alan Huss (2nd season/same)

Radford/Career Record: 48-14

Big South Record: 22-5

WINTHROP



TIP-INS

- Eagles are in their 47th season of basketball overall and 40th in the Big South Conference
- Eagles have won five straight, with the last loss coming at High Point on Jan. 25
- This matchup features two of the Big South's Top 3 scoring offenses (both averaging over 80 ppg)
- Eagles have won 12 straight home games and going for the 16th home win this season
- On Nov. 17 the Eagles captured the program's 800th win all-time (814-621)
- The victory was also the 100th career win for head coach Mark Prosser
- Winthrop is 234-151 all-time in the month of February
- Earned 10 wins prior to league play for first time since 2015-16

HOW THEY MATCHUP



85.2	Scoring	81.6
.471	FG%	.491
.326	3FG%	.366
7.6	3FGM PG	8.3
.678	FT%	.771
38.7	Rebounding	36.3
12.3	Assists	13.0
8.2	Steals	6.1
3.5	Blocks	3.0
12.9	Turnovers PG	10.8
78.1	Scoring Defense	69.4
.437	FG% Defense	.428
.351	3FG% Defense	.338
+1.9	Rebound Margin	+6.1
+2.1	Turnover Margin	+0.4
W5	W/L Streak	W7

GAME INFORMATION

Game 28: High Point at Winthrop

Feb. 15, 2025 | 2:00 p.m. (EST)

Rock Hill, S.C. | Winthrop Coliseum (6,100)

Radio: Winthrop Sports Network

Station: 94.3 FM | WGNC AM1450/101.1FM | ESPN730

Play-by-Play: Brett McMillan

Analyst: Michael Jenkins

Television: ESPN+

Play-by-Play: Mike Pacheco

Analyst: Reggie Walker Jr.

---Series History vs. High Point---

Overall..... 37-19

Last Meeting 1/25/25

Result L, 84-62

Current Streak L3

at Winthrop Coliseum 18-6

Streak at Winthrop Coliseum L1

In Overtime 0-3

Most Points (WIN)..... 96 (2/28/24)

Most Points (HPU)..... 100 (2/28/24)

Prosser vs. High Point..... 2-5

Prosser vs. High Point (home) 2-1

2024-25 Schedule/Results

18-9, 8-4 Big South

NOVEMBER (6-3)

4	Piedmont	W, 125-65
9	Little Rock (Homecoming)	W, 82-67
11	at Virginia Tech (ACCNX)	L, 58-52
15	+ William & Mary	W, 86-85
16	+ Georgia Southern	L, 89-87
17	+ North Carolina Central	W, 77-75
22	at Louisville (ACCNX)	L, 76-61
25	LIU	W, 87-65
27	Averett	W, 99-56

DECEMBER (4-2)

3	at Queens	W, 86-78
7	Coastal Carolina	W, 96-89
12	+ Bob Jones	W, 103-55
17	at Florida State (ACCNX)	L, 82-64 p.m.
21	Mercer	W, 102-97
29	at Indiana	L, 77-68

JANUARY (4-4)

2	* USC Upstate	W, 95-76
4	* at Radford	L, 87-67
8	* at Gardner-Webb	L, 89-83
11	* Longwood	W, 95-76
15	* Charleston Southern	W, 102-97 (3OT)
18	* at UNC Asheville	L, 93-84
25	* at High Point	L, 84-62
29	* Presbyterian College	W, 76-67

FEBRUARY (4-0)

1	* Gardner-Webb	W, 96-93
5	* at Charleston Southern	W, 83-65
8	* at USC Upstate	W, 105-95
12	* Radford	W, 78-74
15	* High Point	2:00 p.m.
19	* at Presbyterian College	7:00 p.m.
26	* at Longwood	7:00 p.m.

MARCH (0-0)

1	* UNC Asheville	4:00 p.m.
5-9	# Big South Tournament	TBD

+ (Played at Rock Hill Sports & Events Center - Rock Hill, SC)

* Big South Conference Game

Big South Tournament (Freedom Hall - Johnson City, Tenn.)

Games on ESPN+ unless otherwise noted

All Games (EST)

PROBABLE STARTERS



11 HARRISON	10 JOHNSON	15 KAMARAD	12 DOUCET	4 TALFORD
Sr. ▶ Guard	Sr. ▶ Guard	Sr. ▶ Forward	Sr. ▶ Forward	Sr. ▶ Forward
MIN. 29.6	MIN. 27.4	MIN. 12.0	MIN. 24.2	MIN. 27.2
PPG 13.3	PPG 12.7	PPG 3.4	PPG 13.5	PPG 16.3
RPG 2.2	RPG 2.9	RPG 2.5	RPG 5.6	RPG 7.7
APG 3.9	APG 1.6	APG 0.4	APG 1.0	APG 1.0
FG% 50.2	FG% 43.3	FG% 40.0	FG% 51.5	FG% 65.0
3FG% 39.5	3FG% 34.0	3FG% 22.9	3FG% 37.0	FT% 67.6

Athletic Communications/MBB Contact
Brett Redden - Asst. AD for Communications
(803) 367-1649 / reddennb@winthrop.edu

2024-25 Winthrop Basketball Roster

NUMERICAL ROSTER

NO.	NAME	YR.	POS.	HT.	WT.	HOMETOWN/PREVIOUS SCHOOL
1	Isaiah Wilson	Sr.	G	6-1	180	Pittsburgh, Pa./ Richmond
2	Ryan Jolly	Gr.	G	6-3	180	Martinez, Ga. / Piedmont University
3	Paul Jones III	Fr.	G	6-4	170	Suffolk, Va. / Combine Academy
4	Kelton Talford	Sr.	F	6-7	200	Great Falls, S.C./ Great Falls H.S.
5	Yoro Diallo	R-So.	F	6-8	210	Cincinnati, Ohio/ Moeller H.S.
8	Cam Christy	Jr.	G	6-4	200	Walton, Ky. / Mount St. Joseph University
10	Nick Johnson	Sr.	G	6-4	200	Bronx, N.Y./ New Hampshire
11	Kasen Harrison	Sr.	G	6-2	200	Beaumont, Texas/ Lamar
12	K.J. Doucet	Sr.	F	6-7	230	Austell, Ga./ Fort Valley State
13	Clay Howard	Jr.	G	6-3	180	Aiken, S.C./ Aiken H.S.
14	Noah Van Bibber	So.	G	6-5	190	Debary, Fla./ Concord Academy
15	Tommy Kamarad	Sr.	F	6-8	205	Buford, Ga. / Arkansas Tech
21	Tai Hamilton	So.	F	6-10	200	Charlotte, N.C. / William & Mary
22	Henry Harrison	So.	G	5-11	175	Lewisburg, Pa./ Lewisburg H.S.
51	Logan Duncomb	Jr.	C	6-10	230	Cincinnati, Ohio / Xavier
55	Bryce Baker	Jr.	G	6-5	200	Mooreville, N.C. / Old Dominion

COACHING STAFF

Head Coach—Mark Prosser (Marist, '02)
Associate Head Coach—Tony Rack (Northern Kentucky, '12)
Associate Head Coach—Monty Sanders (Elon, '09)
Assistant Coach—Mitchell Hill (Tennessee Tech, '15)
Director of Basketball Operations—Kaylin Johnson (Samford, '12)
Video Coordinator—Matt Erps (Winthrop, '18)
Director of Player Development—Andre Smith (Winthrop, '15)
Special Assistant to Head Coach—Thomas Lefler (Western Carolina, '22)

PRONUNCIATION GUIDE

4-Kelton Talford	TAL-FERD
5-Yoro Diallo	YOR-OWE DEE-ALL-OH
12-K.J. Doucet	DEW-SET
15-Tommy Kamarad	CAM-UH-RAD
51-Logan Duncomb	DONE-COME

RADIO / TV PLAYER PHOTO CHART



Isaiah Wilson
G, 6-1, Sr.
Pittsburgh, Pa.



Ryan Jolly
G, 6-3, Gr.
Martinez, Ga.



Paul Jones III
G, 6-4, Fr.
Suffolk, Va.




Kelton Talford
F, 6-7, Sr.
Great Falls, S.C.



Yoro Diallo
F, 6-8, R-So.
Cincinnati, Ohio




Cam Christy
G, 6-4, Jr.
Walton, Ky.



Nick Johnson
G, 6-4, Sr.
Bronx, N.Y.




Kasen Harrison
G, 6-2, Sr.
Beaumont, Texas



K.J. Doucet
F, 6-7, Sr.
Austell, Ga.




Clay Howard
G, 6-3, Jr.
Aiken, S.C.



Noah Van Bibber
G, 6-5, So.
Debary, Fla.



Tommy Kamarad
F, 6-8, Sr.
Buford, Ga.



Tai Hamilton
F, 6-10, So.
Charlotte, N.C.



Henry Harrison
G, 5-11, So.
Lewisburg, Pa.



Logan Duncomb
C, 6-10, Jr.
Crystal Lake, Ill.



Bryce Baker
G, 6-5, Jr.
Mooreville, N.C.



Mark Prosser
HEAD COACH



EAGLE EYE VIEW OF THE TEAM

WINTHROP SERIES HISTORY VERSUS HIGH POINT

- Eagles and Panthers meet for the second time this season and it is the 57th all-time meeting
- High Point won the first meeting 84-62 in High Point, which was the worst road loss in league play since falling to Radford by 22 on Feb. 9, 1998
- It also matched the worst conference road loss since falling at UMBC by 22 on Jan. 31, 1998
- The last time these two met at the Winthrop Coliseum, Kezza Giffa got a baseline jumper to fall in with 0.5 seconds to play for an 83-81 win
- In 56 meetings all-time the Eagles have scored 4,072 points (72.7 ppg) and High Point has scored 3,617 points (64.6 ppg)
- Four of the last five meetings have been decided by six or fewer points

AT HOME IN BIG SOUTH

- Have won six straight at home in league play after the win over Radford
- In the win over Gardner-Webb on Feb. 1 the Eagles scored 96 points, which is the 4th league game scoring 95 or more points this season
- All four of those games have come at home where the Eagles are averaging 92.8 ppg
- In the six home games the Eagles are shooting 53 percent from the floor and have a +11.0 scoring margin
- On Jan. 15 the Eagles and Buccaneers went to triple overtime and the Eagles earned a 102-97 win
- Have won six straight Big South openers when opening at home after the win over USC Upstate
- Finished 4-4 at home in league play in 2023-24, dropping the final regular season home game 65-64 to Gardner-Webb as Lucas Stieber drilled a three with 2.7 seconds left
- It was the first time since 2011-12 the Eagles have more than two home losses in league play
- The win over Charleston Southern on Feb. 7, 2024 was the 200th home victory in conference regular season games
- Since 2013-14 the Eagles have lost 18 conference home games with eight of those losses coming against programs from the state of Virginia, seven from programs in North Carolina
- Went 8-0 at home in 2021-22, which was the sixth time in program history the Eagles were undefeated at home in Big South play and the first since 2006-07
- Hold a record of 38-9 at home since the 2019-20 season
- All-time the Eagles hold a Big South regular season record of 206-93 (68%) at home
- In the last 12 seasons the Eagles are 85-23

AT HOME

- Have won 12 straight at the Winthrop Coliseum after the win over PC
- Have 15 wins for the 5th time in program history and are now just one home win away from tying the program record (16)
- Winthrop's last loss at the Winthrop Coliseum came at the hands of Gardner-Webb on Mar. 2, 2024 with a last second three for a 65-64 victory
- With the tripe overtime win over Charleston Southern, the Eagles have now won the last eight overtime games at home and are 25-12 all-time
- Back-to-back seasons with 12 home wins and it's the 21st time program the team won at least 12 home games in a season
- Eagles finished 3-1 at the Rock Hill Sports & Event Center this season and are 9-1 at home for the year overall
- Have won 14 of the last 15 home non-conference games and 16 of the last 18
- Have won seven straight home openers after the 125-65 victory over Piedmont
- Finished last season with an 11-5 record, 4-4 in non-conference and 7-1 in Big South action
- The longest home win streak in program history is 24 from 2005-06/2007-08
- Hold an all-time record of 493-178 in home games and 443-165 at the Winthrop Coliseum
- Since 1998-99 the Eagles are 315-70 at home (.815 winning percentage)
- Since 2012-13 the Eagles are 155-35 at home (.809 winning percentage)
- As an NCAA D1 member the Eagles are 412-149 in home contests

EAGLES IN BIG SOUTH

- Have won five straight and are in third place of the league standings at 8-4
- Opened league play with a win for the second straight season and have won 11 of the last 12
- The 96 points vs. Gardner-Webb was the fourth conference game in which the Eagles have scored 95 or more points
- In the loss to High Point on Jan. 25 the Eagles had a season-low six offensive rebounds
- Captured a triple-overtime victory against Charleston Southern, 102-97
- It was the first triple overtime game for the Eagles since Jan. 13, 2024 in a 92-88 win over Radford
- Eagles now have an all-time overtime record of 44-32 and are a perfect 4-0 in triple overtime games
- Lead the Big South in scoring in all games (85.2 ppg) and second in conference games only (85.5 ppg)
- Opponents have hit 10 threes in five of the 11 league contests and in two games opponents had nine
- Missed 17 free throws in the loss at Gardner-Webb (21-for-38), which is the most missed free throws in a league game since 20 on Feb. 28, 2024 at High Point (30-50)
- In the second meeting with Gardner-Webb the Eagles missed 14 free throws (26-for-40), but this time ended up with the win
- Committed just nine turnovers at High Point and have dropped three straight games committing fewer than 10 turnovers
- Winthrop has dropped the last six league games in which it had fewer than 10 turnovers
- Shooting just shy of 50 percent in 11 league games (.496) and averaging 85.5 ppg
- The 95 points vs. USC Upstate tied for the second-most scored in a Big South opener, which happened to be against USC Upstate in 2020
- The record is 108, which they achieved vs. VMI in 2007
- Lead the league in steals per game at 8.2 and offensive rebounds (12.6)
- Eagles haven't led the conference in steals per game since 2020-21 and just twice in the history of the league (other was 2005-06)
- Last year the Eagles started league play 4-0 for the first time since 2021-22 and the 4th time in the last five seasons
- It was the 8th 4-0 start in program history (in 2006-07 the Eagles went 14-0 in league play)
- Finished with an 8-8 mark for a 4th place finish in the standings
- Have 12 straight seasons with at least a .500 or better record in conference
- The Eagles are 56-22 in conference play over the last five seasons and 71-25 over the last six
- Eagles played their 600th regular season conference game on Feb. 8 at USC Upstate
- Hold an all-time regular season league record mark of 358-244 (.593)
- The 358 victories are the most by any Big South member

LOOKING BACK AT 2023-24

- Season ended with a 69-56 loss to 5th-seeded Longwood, the eventual Big South Champion
- Returned 4-of-5 starters from last year's team that was 17-15 overall
- All four returning starters were also the Top 4 in scoring from from 2023-24
- Two-Time All-Big South First Team selection Kelton Talford is the top returner as he led the team with 14.1 ppg and 5.8 rpg
- K.J. Doucet was second on the team in scoring at 12.4 ppg and second on the team with 51 made threes
- Kasen Harrison was also in double-figures at 11.3 ppg and led the team with 3.8 apg (ranked 3rd in Big South)
- Nick Johnson averaged 10.4 ppg and led the team with 44 steals, while ranking 4th in the Big South at 1.4 per game

TEAM NEWS

- This is the program's 1,437th game as Winthrop holds an all-time record of 815-621
- The win over PC secured a .500 record in the month of January, avoiding the first losing record in January since 2012-13
- Opened February 4-0 for the first time since 2021-22 when they were undefeated at 8-0
- Suffered largest margin of defeat on the season at High Point (-22), which is also the largest league defeat since Feb. 9, 1998 (-22 vs. Radford)
- Played in 4th triple overtime game in program history and defeated Charleston Southern 102-97 to improve to 4-0 all-time
- After just one triple overtime game in the program's first 40 seasons, the Eagles have gone to triple overtime three times in the last seven seasons
- Averaging 85.2 ppg through 27 games which is on pace to setting a program record for scoring
- Program record for points per game in a single-season is 83.6 ppg set by the 1992-93 squad (30 games)
- Led by as much as 26 points in the 95-76 win over Longwood and connected on a season-high 14 threes
- Dropped back-to-back games for the first time this season after the loss at Gardner-Webb
- Eagles reached 90-plus points for the sixth time this season after defeating USC Upstate 95-76
- Used a 25-0 second half run to open the game up, which is a season-best run
- The previous best was a 21-0 run in the win over Bob Jones
- In the second win over Upstate on the road, the Eagles used a 14-0 second half run to pull away
- The win over Upstate was the 10th home win of the season, which is 10 or more home wins for a 13th straight season

EAGLE EYE VIEW OF THE TEAM

- Reached 10 wins before conference play for first time since 2015-16 (1-of-4 Big South programs to do so)
- Posted the 45th all-time 100 point game in the 102-97 triple overtime victory over Charleston Southern (43-2 all-time)
- It was the 19th 100-point game vs. a D1 opponent as the Eagles are 17-2 in those games
- Of the Eagles non-conference D1 opponents, six of them have winning records as of Jan. 15 and seven are .500 or better (two of them sitting one game under .500)
- Eagles have five 1,000 point scorers on this year's roster, tied for the 3rd most in the nation (D1) as Kentucky/Minnesota/Ole Miss lead the way with seven
- Teams with six are Alabama, Kansas and Oklahoma State while Winthrop, Auburn, Gonzaga, Nebraska, Oregon, Southern California, Texas, UC San Diego and Xavier have five
- In the win over Bob Jones, Winthrop connected on 12 threes, the third time with 10 or more in a game this season (all three vs. Non-D1 opponents)
- In the first half of the game at FSU, Kelton Talford grabbed an offensive rebound and made a layup which was the 100,000th point in the history of the program
- Talford has over 1,700 of those points personally and ranks 4th all-time in program history
- The 2023-24 team set the NCAA D1 program record for free throws made (601) and free throws attempted (856) for a single-season
- The 18.8 free throws made per game were a program record, as were the 26.8 free throw attempts per game
- Attempted 238 more free throws than opponents and made 601, which was nearly as many as opponents attempted (618)
- Winthrop led the nation in free throw attempts per game (26.8)
- Eagles finished 9th in the nation in total free throw attempts, 16th in free throws made
- Through 27 games this year the Eagles are averaging 29.8 free throw attempts a game and have attempted 196 more free throws than their opponents
- The 29.8 free throw attempts lead the nation in attempts per game (games through Feb. 13)
- Winthrop has made 545 free throws for 20.2 per game, which leads the nation (next best is Missouri at 20.0)
- The 545 free throws rank 5th all-time for a single-season in program history and the 804 attempts are ranked 3rd
- In the win over Mercer, the Eagles attempted 48 free throws, the 5th game this season in which they have attempted 40 or more
- The '23-24 team had just two games all season with 40 or more free throw attempts despite setting program's D1 record for free throws made and free throws attempted
- Have attempted 20 or more free throws in 24-of-27 games, 30 or more 13 times and 40 or more in six games
- In the win over Coastal, the Eagles had just five turnovers, the first time since Mar. 8, 2015 against Coastal Carolina in the 2015 Big South Title Game (lost 81-70)
- That season the Eagles had 10 games with fewer than 10 turnovers (have six this season)
- Picked up first road win of the season with an 86-78 win at Queens on Dec. 3
- Was the first non-conference road game win in the state of North Carolina since Nov. 22, 2010 when the Eagles won 83-74 at Wake Forest
- Mark Prosser coached his 100th game as head coach of the Eagles on Nov. 15 and captured his 100th career win the same day
- The win also marked the 800th in program history
- Eagles got after it defensively vs. LIU, recording 10 blocks and getting 12 steals while holding LIU to 65 points (tied for fewest points allowed by the Eagles this season)
- It is the first time this season the Eagles have had double-digit blocks and steals in the same game
- In fact it's the first time Winthrop has had 10 or more blocks in a single-game since Feb. 10, 2018 as they had 10 at High Point
- The last time the Eagles had 10 or more blocks and 10 or more steals in the same game was Jan. 7, 2010 vs. VMI (11 blocks, 13 steals)
- Eagles went 2-1 in the Rock Hill Classic and all three matchups being one possession games
- The 100th win for Prosser came on a buzzer-beater by junior transfer Bryce Baker with a corner three
- It was the first buzzer beater win for the Eagles since Keon Johnson's jumper as time expired in an 86-84 victory at Radford on Jan. 13, 2016
- In games versus D1 opponents this season the Eagles are 15-9 overall and averaging 82.2 ppg while allowing 80.6 ppg
- The first loss of the season came at Virginia Tech, 58-52
- The loss came two days after the Eagles earned their 2-0 start since the 2021-22 season after the win over Little Rock
- The 58 points were the second-lowest the Eagles have ever allowed vs. an ACC opponent
- This was the first loss by the Eagles when holding an opponent under 60 points since falling 57-55 to UNC Asheville at home on Jan. 29, 2021
- In the win over Little Rock, the Eagles opened the second half on a 16-4 run for a double-digit lead and never looked back
- It was the second straight game this season, the Eagles dominated the glass 52-32
- It was also the second straight game the Eagles had 20-plus offensive rebounds (21 vs. Little Rock)
- Eagles opened with a 60-point victory over Piedmont on Nov. 4
- The 60-point win was the second-largest margin of victory in program history
- Hauled in 63 rebounds vs. Piedmont, first time grabbing 60 or more rebounds in a game since 2019 vs. Pfeiffer (61)
- The Eagles matched a program record for offensive rebounds with 28 that was set Dec. 2, 2023 against Coastal Carolina
- Also finished with 64 points in the paint and 38 second-chance points
- Hold an all-time mark of 130-95 in the month of November, 139-150 in the month of December, 256-189 in January and 234-152 in February
- Since 2016-17 the Eagles are 23-5 in home games during the month of November, 29-17 in December, 32-9 in January and

CURRENT BIG SOUTH MEMBERS

(ranked by overall wins)	Since (2012-13)		2024-25	2024-25
School	Overall	Big South	Overall	Big South
Winthrop	259-145	150-68	18-9	8-4
Radford	232-185	127-91	16-11	6-6
UNC Asheville	227-177	134-79	18-7	9-2
Gardner-Webb	218-194	128-91	9-15	4-7
High Point	217-184	125-92	22-5	10-2
Longwood	175-241	85-134	16-10	5-6
USC Upstate**	148-229	39-73	5-22	1-11
Presbyterian College	129-273	57-159	10-16	3-8
Charleston Southern*	107-234	57-129	10-17	6-6

(Games Through Feb. 13, 2024)

* Charleston Southern had 51 wins (31 conference wins and 3 conference tournament wins vacated)

** USC Upstate overall record from 2012-13 - 2017-18 in Atlantic Sun Conference



Piedmont - Ryan Jolly
 Little Rock - Kasen Harrison
 at Virginia Tech - Kasen Harrison
 William & Mary - Bryce Baker
 Georgia Southern - Kasen Harrison
 NC Central - Kelton Talford
 at Louisville - Kelton Talford
 LIU - Kelton Talford
 Averett - Paul Jones III
 at Queens - Nick Johnson
 Coastal Carolina - K.J. Doucet
 Bob Jones - Kelton Talford
 at Florida State - Nick Johnson
 Mercer - Nick Johnson
 at Indiana - Kelton Talford
 USC Upstate - Kelton Talford
 at Radford - Kelton Talford
 at Gardner-Webb - Kelton Talford
 Longwood - Kasen Harrison
 Charleston Sou. - Nick Johnson
 at UNC Asheville - Bryce Baker
 at High Point - Kasen Harrison
 Presbyterian - Kelton Talford
 Gardner-Webb - Kasen Harrison
 at Charleston Sou. - Kelton Talford
 at USC Upstate - Kasen Harrison
 Radford - Nick Johnson
 High Point -
 at Presbyterian -
 at Longwood -
 UNC Asheville -

NEXT EAGLES WIN WILL...

- Match a season-best 5-game win streak
- Be a 12th straight victory at home
- Give Prosser his 116th career win and 110th win as an NCAA D1 coach
- Give the program 816 victories all-time
- Be the 675th all-time at the NCAA D1 level
- Mark the 359th Big South regular season win all-time

WINTHROP

All-Time Head Coaches (Wins)

Coach	Wins	Losses	Pct.
Gregg Marshall	194	83	.700
Pat Kelsey	186	95	.663
Nield Gordon	160	100	.615
Randy Peele	77	82	.484
Steve Vacendak	74	98	.430
Mark Prosser	73	50	.590
Dan Kenney	51	113	.331

EAGLE EYE VIEW OF THE TEAM

45-18 in February

- The win over Averett was the 6th win in the month of November, tying a program record set back in 1980-81 which is the only other time an Eagle team won six games in November
- With the win over Bob Jones, the Eagles ensured at least a .500 or better record in December for a second straight season (4-3 last year) and the fourth time in the last five years
- Voted to finish second in the Big South Conference Preseason Poll (1 first-place vote) for the second time in the last three seasons
- Winthrop has 10 or more threes in 42 games in the Prosser Era (Hold a 33-9 record in those 42 contests)
- Over the last four seasons Winthrop is 93-13 when leading at the half (150-24 since the start of the 2015-16 season/164-33 since the 2014-15 season)
- In the last 12 seasons the Eagles are 186-27 when leading at the half, 47-98 when trailing and 10-4 when tied
- In Big South contests since 2013-14, the Eagles are 123-16 when leading at the half, 35-42 when trailing and 7-3 when tied
- In the last 215 victories, the Eagles have won by double-figures in 130 of them (61%)
- Over the last 12 seasons Winthrop is 176-69 when attempting 20 or more free throws, 56-14 when attempting 30 or more, 12-3 when attempting 40 or more and 1-1 when attempting 50-plus
- During that same time span, Winthrop is 79-73 when it has less than 70 free throw attempts
- Have won 17 of the last 20 games attempting 30 or more free throws after having lost 4-of-5 prior
- In the last 12 seasons Winthrop is 79-12 when making 10 or more threes and attempting 20 or more free throws in same game
- Since 2012-13 the Eagles have more wins than any other Big South Conference school (258), 26 more than the next team (Radford -232)

TEAM STREAKS

- Have hit at least one three-point basket in 408 consecutive games
- Now have 13 straight seasons with 10 or more home wins
- Have been Top 3 scoring in the Big South for 10 straight seasons
- Had a streak of 20 or more free throw attempts come to an end at Charleston Southern
- 12 straight wins at the Winthrop Coliseum
- Riding five-game winning streak

HEAD COACH MARK PROSSER

- In his fourth season as head coach of the Eagles and 8th season overall as a head coach
- He became the 7th head coach in program history and joined all previous head coaches in winning their first game coaching the Eagles
- Coached in his 100th game at the helm of the Eagles on Nov. 15 and earned his 100th career win in the same game
- Coached his 200th game and earned his 50th victory at Winthrop on Jan. 10 and earned an 81-71 road win
- Mark Prosser is coaching in his 240th game (212th at NCAA D1 level)
- The next win will move Prosser into a tie with Steve Vacendak at 5th on the all-time coaching list at Winthrop
- Led the Eagles to 23 wins in 2021-22, the most by any first-year head coach in program history
- Prosser joined Steve Vacendak, Gregg Marshall and Randy Peele as the only coaches to start their Winthrop career 2-0
- Became 1-of-3 Winthrop coaches to win their first Big South Conference regular season game and to start 2-0 (Dan Kenney/Gregg Marshall) and just Prosser and Marshall began their Big South career 5-0
- First Winthrop coach to reach at least 11 league wins in first season at the helm (finished with 14)
- Guided the team to its first ever win over a PAC 12 opponent with an 82-74 win at Washington (11/27/21)
- Came to the Eagles after three years as head coach of Western Carolina
- In his second season with the Catamounts he and his staff put together the nation's second biggest turnaround in D1 men's basketball (12-win improvement)
- Spent six seasons at Winthrop as an Associate Head Coach (Assistant coach - 1st year)
- Holds a career record of 115-126 (110-103) at the NCAA D1 level)
- Graduated from Marist and then became a student assistant three seasons before joining the staff at Wofford as an assistant coach in 2002-03
- After one season he became an assistant coach at Bucknell (2003-08)
- While at Bucknell, the Bison upset Kansas in the 2005 NCAA Tournament
- Returned to Wofford as an assistant coach in 2008 where he remained until taking the head coaching job at Brevard College in 2011-12
- After one season he left Brevard to join the Winthrop coaching staff

NATIONAL STATISTICAL RANKING

(2024-25 / games through Feb. 13)

<u>Category</u>	<u>Rank (Top 75)</u>
Free Throw Attempts PG	1st (29.8)
Free Throws Made PG	1st (20.2)
Scoring Offense	6th (85.2)
Turnovers Forced PG	26th (15.29)
Rebounds PG	38th (38.74)
Offensive Rebounds PG	50th (12.63)
Steals PG	57th (8.2)
Field Goal Percentage	63rd (.471)
Turnover Margin	66th (+2.1)
Field Goals Made	71st (138)
Fast Break Points PG	72nd (12.44)

Players

Kelton Talford

Field Goal Percentage	6th (65.0)
Free Throws Attempted	10th (182)
Offensive Rebounds PG	30th (3.26)
Free Throws Made	25th (123)

Nick Johnson

Free Throws Attempted 40th (109)

How Eagles Fare Among All South Carolina D1 Schools (2024-25 - Through 2/13/25)

Team	W	L	Pct.
Clemson	20	5	.800
Furman	19	7	.731
Charleston	19	7	.731
Winthrop	18	9	.667
Wofford	14	12	.538
South Carolina St.	11	12	.478
South Carolina	10	14	.417
Presbyterian	10	16	.385
Charleston Southern	10	17	.370
Coastal Carolina	8	17	.320
The Citadel	5	19	.208
USC Upstate	5	22	.185
Totals	149	157	.487

STATS AVERAGE PER MONTH (2024-25)

2024-25 EAGLE TRENDS

THE EAGLES RECORD

Overall: 18-9
At home: 15-1
On the road: 3-8
At a neutral site: 0-0
In the Big South: 8-4
Big South Home: 6-0
Big South Away: 2-4
Overtime: 0-0
Night Tip: 11-5
Daytime Tip: 7-4
Morning Tip: 0-0
Win the Opening Tip: 14-5
Lose the Opening Tip: 4-4
Nationally ranked opponents: 0-0
Opponents receiving votes: 0-0
ACCNX: 0-3
BTN: 0-1
SECN+: 0-0
ESPN+: 17-5
ESPN: 0-0
ESPNU: 0-0
Play a team with a record over .500: 6-8
A team with a record below .500: 9-1
A team with a record of .500: 3-0
Lead at halftime: 15-1
Trail at halftime: 3-8
Tied at halftime: 0-0
Lead 10+ at halftime: 5-0
Trail 10+ at halftime: 0-3
Score first: 11-5
1st possession is a turnover: 4-1
1st possession is a made FG: 3-3
1st possession is a missed FGA: 11-4
1st possession is a made FT: 1-0
1st possession is a missed FT: 0-0
Make First Field Goal Attempt: 6-4
Miss First Field Goal Attempt: 12-5

SCHEDULED TIME OF TIP/DAY OF WEEK

(record by time zone, not just EST)

Tip at 11 a.m.: 0-0
Tip at 12 p.m.: 1-0
Tip at 12:30 p.m.: 0-0
Tip at 1 p.m.: 0-0
Tip at 2 p.m.: 4-2
Tip at 2:30 p.m.: 1-0
Tip at 3 p.m.: 0-0
Tip at 4 p.m.: 1-1
Tip at 4:30 p.m.: 0-1
Tip at 5 p.m.: 1-1
Tip at 5:30 p.m.: 0-0
Tip at 6 p.m.: 0-0
Tip at 6:30 p.m.: 7-0
Tip at 7 p.m.: 3-4
Tip at 7:30 p.m.: 0-0
Tip at 8 p.m.: 0-0
Monday: 2-1
Tuesday: 1-1
Wednesday: 5-1
Thursday: 2-0
Friday: 1-1
Saturday: 6-4
Sunday: 1-1

SCORING

Scores between 10-19: 0-0
20-29 points: 0-0
30-39 points: 0-0
40-49 points: 0-0
50-59 points: 0-1
60-69 points: 0-5
70-79 points: 3-0
80-89 points: 5-3
90-99 points: 5-0
100-plus points: 5-0
Shoot 10-19 percent from the field: 0-0
20-29%: 0-1
30-34%: 0-2
35-39%: 0-3
40-44%: 2-0
45-49%: 5-1
50-59%: 9-2
60-plus: 1-0
Higher FG% than opponent: 17-4

Lower FG % than opponent: 1-5
FG% is the same: 0-0
Hit 7 or more threes: 11-3
Hit less than 7 threes: 5-6
Attempt less than 20 threes: 6-2
Attempt 20 or more threes: 12-7
Attempt 30 or more threes: 1-3
Turn ball over less than 10 times: 3-3
10-15 times: 11-4
16-20 times: 3-2
21-plus: 1-0
Make more free throws: 13-4
Make fewer free throws: 5-4
Make same free throws: 0-1
Attempt more free throws: 14-5
Attempt fewer free throws: 4-4
Attempt same free throws: 0-0
Have more rebounds: 13-1
Have fewer rebounds: 5-8
Have same rebounds: 0-0
Have more turnovers: 7-2
Have fewer turnovers: 9-7
Have same turnovers: 2-0
Have more steals: 11-4
Have fewer steals: 6-4
Have same steals: 1-1

LATE IN THE GAME(regulation only)

Lead with five minutes left: 13-0
Trail with five minutes left: 5-9
Tied with five minutes left: 0-0
Lead with one minute left: 16-0
Trail with one minute left: 2-9
Tied with one minute left: 0-0
Bench scores more points: 9-2
Bench scores fewer points: 9-7
Bench scores same points: 0-0
1 Score Double-Figures: 0-0
2 Score Double-Figures: 0-2
3 Score Double-Figures: 3-3
4 Score Double-Figures: 8-3
5 Score Double-Figures: 6-1
6 Score Double-Figures: 0-0
7 Score Double-Figures: 1-0

GAMES DECIDED BY...

1 point: 1-0
2 points: 1-1
5 points or less: 6-1
6-9 points: 3-4
Double-figures: 9-4

First Basket (POINT) is a...

Jumper: 1-0
Lay-up/Tip-in: 6-4
Dunk: 1-0
Free Throw: 5-4
Three-Pointer: 4-1

POINTS OFF TURNOVERS

Score more off turnovers: 10-2
Outscored off turnovers: 7-7
Tied in points off turnovers: 1-0

POINTS IN PAINT

Score more points in paint: 17-2
Outscored in paint: 1-5
Tied in points in paint: 0-2

2ND CHANCE POINTS

Score more 2nd chance points: 12-2
Outscored in 2nd chance points: 5-7
Tied in 2nd chance points: 1-0

SCHOOLS FROM...

Arkansas: 1-0
Florida: 0-1
Georgia: 2-1
Indiana: 0-1
Kentucky: 0-1
New York: 1-0
North Carolina: 3-3
South Carolina: 7-0
Virginia: 4-2

YEAR-BY-YEAR RECORDS

(Member of NCAA DI Level Only)					
Year	Overall	Home	Away	Non-Conf.	BSC
24-25	18-9	15-1	3-8	10-6	8-4
23-24	17-15	11-5	6-9	9-7	8-8
22-23	15-17	10-4	4-11	5-9	10-8
21-22	23-9	13-0	7-7	9-9	14-2
20-21	23-2	11-1	10-0	5-1	17-1
19-20	24-10	12-4	10-6	7-7	15-3
18-19	18-12	11-3	7-8	8-5	10-6
17-18	19-12	11-3	7-8	6-5	12-6
16-17	26-7	14-3	12-3	8-4	15-3
15-16	23-9	14-1	7-7	10-4	13-5
14-15	19-13	11-3	6-10	7-7	12-6
13-14	20-13	12-3	5-10	10-7	10-6
12-13	14-17	11-4	2-12	8-7	6-10
11-12	12-20	7-5	4-11	4-10	8-10
10-11	13-17	9-4	4-10	4-8	9-9
09-10	19-14	12-2	6-11	7-8	12-6
08-09	11-19	7-6	4-12	2-10	9-9
07-08	22-12	12-3	6-7	12-8	10-4
06-07	29-5	15-0	12-3	15-5	14-0
05-06	23-8	15-1	7-6	10-5	13-3
04-05	27-6	16-0	9-4	12-5	15-1
03-04	16-12	10-4	5-7	6-5	10-6
02-03	20-10	11-3	9-4	8-6	11-3
01-02	19-12	9-4	7-5	6-7	10-4
00-01	18-13	11-1	5-7	5-9	11-3
99-00	21-9	13-1	6-7	8-5	11-3
98-99	21-8	12-1	7-6	10-6	9-1
97-98	7-20	4-9	4-10	3-11	4-8
96-97	12-15	9-4	3-10	7-6	5-9
95-96	7-19	4-8	3-10	1-11	6-8
94-95	7-20	5-7	2-12	3-8	4-12
93-94	4-23	3-9	1-13	1-8	3-15
92-93	14-16	7-5	4-10	9-5	5-11
91-92	6-22	4-11	2-10	3-11	2-12
90-91	8-20	6-7	2-12	3-10	5-9
89-90	19-10	14-4	5-7	13-4	6-6
88-89	16-13	14-5	2-8	10-5	5-7
87-88	17-13	12-3	5-10	9-6	5-7
86-87	8-20	5-5	3-14	7-12	1-7
85-86	20-9	14-2	5-6	14-6	5-3
Totals	674-530	416-152	218-328	292-275	358-244

THE EAGLES' RECORD IN WINTHROP COLISEUM

Season	Won	Lost	Pct.
1982-83	7	8	.467
1983-84	12	5	.706
1984-85	11	4	.733
1985-86	14	2	.875
1986-87	5	5	.500
1987-88	12	3	.800
1988-89	14	5	.737
1989-90	14	4	.778
1990-91	6	7	.462
1991-92	4	11	.267
1992-93	7	5	.583
1993-94	3	9	.250
1994-95	5	7	.417
1995-96	4	8	.333
1996-97	9	4	.692
1997-98	4	9	.308
1998-99	12	1	.923
1999-00	13	1	.929
2000-01	11	1	.917
2001-02	9	4	.692
2002-03	11	3	.786
2003-04	10	4	.714
2004-05	16	0	1.000
2005-06	15	1	.938
2006-07	15	0	1.000
2007-08	12	3	.800
2008-09	7	6	.538
2009-10	12	2	.857
2010-11	9	4	.692
2011-12	7	5	.583
2012-13	11	4	.733
2013-14	12	3	.800
2014-15	11	3	.786
2015-16	14	1	.933
2016-17	14	3	.824
2017-18	11	3	.786
2018-19	11	3	.786
2019-20	12	4	.750
2020-21	11	1	.916
2021-22	13	0	1.000
2022-23	10	4	.692
2023-24	11	5	.688
2024-25	12	0	1.000
37 Years	443	165	.724

2024-25 EXTRAS

WINTHROP RECORD ACCORDING TO STARTING LINEUP

K. Harrison, Jones III, Johnson, Doucet, Talford	7-7
K. Harrison, Baker, Doucet, Kamarad, Talford	2-2
K. Harrison, Jolly, Johnson, Doucet, Talford	3-0
K. Harrison, Johnson, Kamarad, Doucet, Talford	2-0
K. Harrison, Jolly, Jones III, Doucet, Talford	1-0
K. Harrison, Jolly, Doucet, Kamarad, Talford	1-0
K. Harrison, Jones III, Baker, Doucet, Talford	1-0
K. Harrison, Jones III, Jolly, Johnson, Talford	1-0

WINTHROP RECORD WHEN LEADING SCORER IS...

Talford	9-2
Johnson	5-1
Jones III	2-0
Doucet	1-2
Baker	0-1
Harrison	0-4

WINTHROP RECORD WHEN LEADING REBOUNDER IS...

Talford	12-4
Kamarad	2-0
Diallo	1-0
Duncomb	1-0
Hamilton	1-0
Johnson	1-0
Baker	1-1
Doucet	1-4

WINTHROP RECORD WHEN LEADER IN ASSISTS IS...

K. Harrison	13-9
Wilson	5-2
Jolly	1-0
Talford	1-2
Baker	0-1
Johnson	0-1
Doucet	0-2

WINTHROP RECORD WHEN OPPONENT...

Shoots less than 30%:	0-0
30-34%:	3-1
35-39%:	4-0
40-44%:	5-1
45-49%:	4-3
50-59%:	1-4
60-plus:	0-0
Makes 25 or more FG:	9-8
Makes fewer than 25 FG:	8-1
Makes 7 or more 3PT FG:	12-8
Makes 6 or less 3PT FG:	5-1
Makes more than 15 FTs:	5-6
Makes 15 or fewer FTs:	12-3
Commits 13 or fewer TOs:	4-2
Commits 14 or more TOs:	13-7
Scores the first point(s) of 2nd half:	4-6

WINTHROP RECORD WHEN OPPONENT HAS...

A 20-point scorer:	7-4
A 30-point scorer:	1-2
A 40-point scorer:	1-0
More than one 20-point scorer:	2-1
No players in double-figures:	0-0
1 Player in double-figures:	2-0
2 Players in double-figures:	4-1
3 Players in double-figures:	4-2
4 Players in double-figures:	6-4
5 or more players in double-figures:	0-2
6 or more players in double-figures:	0-0

Margin of Victory/Defeat

Breakdown of Eagles' margin of victory...

1	2	3	4	5	6	7	8	9	10	11-15	16-20	21-25	26+
1	1	1	1	2	-	-	1	1	1	1	2	1	3

Breakdown of Eagles' margin of defeat...

1	2	3	4	5	6	7	8	9	10	11-15	16-20	21-25	26-30+
-	1	-	-	-	1	-	1	2	-	1	1	2	-

WINTHROP CURRENT STREAKS

OVERALL

All Games	W5
Big South Games Overall	W5
Ranked opponent	L3

HOME

All Games	W12
Non-Conference Home Games	W10
Big South Home Games	W6

ROAD

All Games	W2
Big South Road Games	W2
Non-Conference Road Games	L2

NEUTRAL

At Neutral Sites	L1
Ranked opponents	L3
Unranked opponents	L1

EAGLES CURRENT STREAKS VS. BIG SOUTH OPPONENTS

Charleston Southern	W11
Gardner-Webb	W1
High Point	L3
Longwood	W1
Presbyterian College	W1
Radford	W1
UNC Asheville	L4
USC Upstate	W4

RECORD AT WINTHROP COLISEUM

Winthrop Record At Winthrop Coliseum When It Scores...

	Since 2004-05	All-Time (D1 level)
100+:	24-1	32-1
90-99:	35-0	52-1
80-89:	56-8	93-8
70-79:	63-9	120-30
60-69:	44-13	77-48
50-59:	18-16	23-39
40-49:	1-6	1-10

When Winthrop Allows () Points At Winthrop Coliseum...

100+:	1-1
90-99:	8-5
80-89:	21-11
70-79:	39-14
60-69:	65-17
50-59:	56-7
40-49:	42-2
30-39:	2-0

THE LAST TIME...

SCORING

Scored 70-79 points

78 vs. Radford, 2-12-25 (W, 78-74)

Scored 80-89 points

83 at Charleston Southern, 2-5-25 (W, 83-65)

Scored 90-99 points

96 vs. Gardner-Webb, 2-1-25 (W, 96-93)

Scored 100+ points

105 at USC Upstate, 2-8-25 (W, 105-9)

Both Team Score 100 Points Or More

UNC Asheville, 2-26-14 (W, 107-100 in OT)

Held opponent to 40-49 points

Charleston Southern, 2-7-24 (W, 67-46)

Held opponent to 30-39 points

Lenoir-Rhyne, 11-20-12 (W, 59-35)

Held opponent to 20-29 points

at College of Charleston (29), 2-26-83 (L, 29-23)

Allowed 70-79 points

74 vs. Radford, 2-12-25 (W, 78-74)

Allowed 80-89 points

82 at High Point, 1-25-25 (L, 84-62)

Allowed 90-99 points

95 at USC Upstate, 2-8-25 (W, 105-95)

Allowed 100 points or more

100 at High Point, 2-28-24 (L, 100-96 in OT)

Scored 50 in a half

vs. Radford, 2-12-25 (50-2nd half)

Scored 60 in a half

vs. Piedmont, 11-4-24 (66-2nd half)

Scored 70 in a half

vs. Pfeiffer, 11-13-18 (73-1st half)

Allowed 50 in a half

vs. Gardner-Webb, 2-1-25 (53-2nd half)

Allowed 60 in a half

vs. Mercer, 12-21-24 (61-2nd half)

Held Opponent under 20 points in a half

vs. Toccoa Falls, 11-29-22 (13-1st half)

Held Big South Opponent under 20 points in a half

vs. (7) High Point, 3-4-22 (17-1st half)

Scored under 20 points in a half

vs. Presbyterian College, 2-21-24 (19-2nd half)

Won by 20-29 points

LIU, 11-7-24 (W, 67-46/+21)

Won by 30-39 points

Converse, 12-31-21 (W, 78-40/+38)

Won by 40-49 points

vs. Bob Jones, 12-12-24 (W, 103-55/+48)

Won by 50+ points

vs. Piedmont, 11-4-24 (W, 125-65/+60)

Lost by 20-29 points

at High Point, 1-25-25 (L, 84-62/-22)

Lost by 30-39 points

at Auburn, 11-24-17 (L, 119-85)

Lost by 40-49 points

vs. Duke, 3-14-02 (L, 84-37/-47)

Lost by 50+ points

at Syracuse, 11-22-96 (L, 106-51/-55)

Had 3 players in double-figures

at Charleston Southern, 2-5-25 (Talford 20, Doucet 15, Duncomb 10)

Had 4 players in double-figures

at USC Upstate, 2-8-25 (Talford 22, Johnson 21, Harrison 20, Kamarad 16)

Had 5 or more players in double-figures

vs. Radford, 2-12-25 (Johnson 20, Jones III 15, Talford 14, Harrison 13, Doucet 11)

Had 6 or more players in double-figures

vs. Toccoa Falls, 12-29-23 (Timmerman 16, Diallo 14, McKelvy 13, Moore 12, McMahon 12, Johnson 10)

Had 7 or more players in double-figures

vs. Piedmont, 11-4-24 (Talford 17, Baker 16, Jolly 15, K. Harrison 14, Doucet 13, Jones III 11, Hamilton 10)

3-POINT SHOOTING

Hit 10 or more threes

vs. Radford, 2-12-25 (10)

Hit 15 or more threes

at Washington State, 11-22-21 (16)

Allowed 10 or more threes

at USC Upstate, 2-8-25 (11)

Allowed 15 or more threes

at Penn State, 11-7-22 (18)

Did not hit a three-pointer in a game

vs. Presbyterian College, 2-14-12 (0-8)

Held opponent without a three-pointer

at Liberty, 1-22-15 (0-10)

Shot 60 percent from three (10 made min.)

vs. Charleston Southern, 1-27-16 (17-28/.607%)

MISCELLANEOUS

Played a ranked team

at #13 Auburn 11-15-22 (Lost, 89-65)

Won in overtime

vs. Radford, 1-13-24 (W, 92-88 in 3OT)

Lost in overtime

at High Point, 2-28-24 (L, 100-96 in OT)

Won At The Buzzer

vs. William & Mary, 11-15-24 (W, 86-85 / Bryce Baker GW Corner 3-pointer)

Lost At The Buzzer

at Fresno State, 11-10-19 (L, 77-74)

Played In Double-Overtime

vs. Charleston Southern, 2-23-19 (W, 80-78)

Played In Triple-Overtime

vs. Charleston Southern 1-15-25 (W, 102-97)

Played Overtime In Non-Conference Game

vs. Mercer, 11-13-21 (W, 88-85 in OT)

Played Overtime In Non-Conference Home Game

vs. Furman, 11-30-16 (W, 58-57/OT)

Played Overtime In Non-Conference Road Game

at Illinois, 11-21-16 (W, 84-80/OT)

Played In Back-to-Back Overtime Games:

1-3-24 vs. Longwood / 1-6-24 at USC Upstate

Won a game when trailing at the half

vs. N.C. Central, 11-17-24 (Trailed 40-39, Won 77-75)

Won a game when trailing at the half on the road

at Campbell, 1-14-23 (Trailed 38-33, Won 78-74)

Lost road game when leading at half

at Virginia Tech, 11-11-24 (Led 25-23, Lost 58-52)

FIELD GOAL SHOOTING

Shot 50-59 percent from field

at USC Upstate, 2-8-25 (.541-Won, 105-95)

Shot 60 percent or better from field

vs. USC Upstate, 1-2-25 (.607-Won 95-76)

An opponent shot 50-59 percent from field

vs. Gardner-Webb, 2-1-25 (.559-Won, 96-93)

An opponent shot 60 percent or better from field

Campbell, 2-22-23 (.600-Won 95-93 in OT)

Shot 50-59 percent from the field in a half

vs. Radford, 2-12-25 (.591-2nd half)

Shot 60-69 percent from the field in a half

at Charleston Southern, 2-5-25, (.606-2nd half)

Shot 70 percent or better from the field in a half

vs. Brevard College, 11-8-23 (.704-2nd half)

Shot 50 percent or better in each half

at USC Upstate, 2-8-25 (1st .514/2nd .583)

REBOUNDING

Pulled down 50 rebounds or more

vs. Bob Jones, 12-12-24 (56)

Pulled down 60 rebounds or more

vs. Piedmont, 12-4-24 (63)

Allowed 50 or more rebounds

vs. Charleston Southern, 1-15-25 (60 - 3OT)

Pulled down 60 rebounds or more

vs. Pfeiffer, 11-25-19 (61)

Had 40 or more defensive rebounds

vs. Pfeiffer, 11-25-19 (45)

Had 20 Offensive rebounds

vs. Bob Jones, 12-12-24 (20)

Allowed opponent 20 Offensive rebounds

vs. LIU, 11-25-24 (20)

Outrebounded Opponent by 20

vs Bob Jones (+40/56-16, W, 103-55)

Outrebounded by 20

at High Point, 1-25-25 (-20/47-27, L 84-62)

FREE THROW SHOOTING

Shot 100 percent from FT Line (10 made min.)

vs. Coastal Carolina, 2-18-16 (20-20)

Shot 50 percent or less from FT Line (15 FTA min.)

at Xavier, 12-16-23 (7-for-19/37%)

Attempted 30-39 Free Throws

at USC Upstate, 2-8-25 (35)

Attempted 40-49 free throws

vs. Gardner-Webb, 2-1-25 (40)

Attempted 50 or more free throws

at High Point, 2-28-24 (50)

ASSISTS

Dished out 20 or more assists

vs Piedmont, 11-4-24 (20)

Dished out 25-29 or more assists

at Hampton, 1-16-20 (26)

Dished out 30 or more assists

vs Pfeiffer, 11-25-19 (31)

STEALS/BLOCKS

Had 15 Or More Steals

vs. Brevard, 11-8-23 (15)

No Steals in a game

vs. Villanova 3-19-21

Had 10 or More Blocks

vs. LIU, 11-26-24 (10)

No Blocks in a game

at Louisville, 11-22-24

TURNOVERS

Commit 5 or fewer turnovers in a game

vs. Coastal Carolina, 12-7-24 (5)

Commit 20 or more turnovers in a game

vs. Georgia Southern, 11-16-24 (20)

Commit 30 or more turnovers in a game

No games since 1994-95 (no team game-by-game available prior)

WINTHROW PLAYER

Score 20-29 Points

2-12-25 vs. Radford (Nick Johnson, 20)

Score 30-39 Points

2-8-23 at UNC Asheville (Sin'Cere McMahon, 35)

Score 40 Or More Points

2-9-17 at UNC Asheville (Keon Johnson, 40)

Had two players score 20 or more points same game

1-2-25 vs. USC Upstate (Kelton Talford 25 / K.J. Doucet 22)

Had three players score 20 or more points same game

2-8-25 at USC Upstate (Kelton Talford 22, Nick Johnson 21, Kasen Harrison 20)

Hit 10 Field Goals Or More

Kasen Harrison at High Point, 2-28-24 (10-of-17)

Made 10 or more free throws

Nick Johnson vs. Charleston Southern, 1-15-25 (11-of-16)

Made 5 or more threes

Paul Jones III, 2-12-25 (5-of-8)

Had 20 or more rebounds

Xavier Cooks at Longwood, 2-15-17 (20)

Had 20 points, 20 rebounds same game

Xavier Cooks at Longwood, 2-15-17 (21 points, 20 rebounds)

Dish Out 10 Or More Assists

Chandler Vaudrin/Russell Jones Jr. vs. (8) High Point, 3-1-21

Record 5 Or More Steals

Cory Hightower (5, at Middle Tennessee State, 11-16-21)

Have 5 Or More Blocks

Josh Ferguson vs. ETSU, 11-17-18 (5)

Registered A Double-Double (Guard)

Adam Pickett (23 points, 12 rebounds vs. Presbyterian College, 2-13-19)

Registered A Double-Double (Forward/Center)

Kelton Talford (25 points, 10 rebounds vs. Presbyterian, 1-29-25)

Two Players Record Double-Double

Kelton Talford (25 points, 12 rebounds) K.J. Doucet (22 points, 11 vs. Upstate, 1-2-25)

Registered A Triple-Double

Chandler Vaudrin (10 points, 12 rebounds, 10 assists vs. (8) High Point, 3-1-21)

2024-25 MISC. STATS

Most 1st Half Points

Winthrop 59 vs. Piedmont
Opponents 48 vs. Coastal Carolina

Largest Half Time Lead

Winthrop 26 vs. Piedmont
Opponents n/a

Largest Lead In Loss

Winthrop 4 at Virginia Tech

Most Points 3rd OT

Winthrop 12 vs. Charleston Sou.
Opponents 7 vs. Charleston Sou.

Most 2nd Half Points

Winthrop 66 vs. Piedmont
Opponents 61 vs. Mercer

Largest Margin of Victory

Winthrop 60 vs. Piedmont
Opponents n/a

Largest Lead In Win

Winthrop 60 vs. Piedmont

Fewest 1st Half Points

Winthrop 25 at Virginia Tech
Opponents 23 at Virginia Tech

Largest Deficit in Win

Winthrop 13 vs. William & Mary

Most Points 1st OT

Winthrop 10 vs. Charleston Sou.
Opponents 10 vs. Charleston Sou.

Fewest 2nd Half Point

Winthrop 27 at Virginia Tech
Opponents 21 vs. Averett

Largest Deficit In Loss

Winthrop n/a

Most Points 2nd OT

Winthrop 9 vs. Charleston Sou.
Opponents 9 vs. Charleston Sou.

Career numbers (below) only reflect NCAA D1 level

First Player To Score

Talford	8
Doucet	5
Johnson	5
K. Harrison	3
Jolly	2
Jones III	2
Kamarad	2

First Off The Bench

Baker	18
Hamilton	15
Wilson	9
Johnson	7
Jones III	6
Diallo	2
Jolly	2
Van Bibber	2
Doucet	1
Kamarad	1

Points Leader

	Sea.	Car.
Talford	11	35
Johnson	5	n/a
K.Harrison	4	21
Doucet	4	9
Baker	2	3
Jones III	2	2
Van Bibber	0	1

Rebound Leader

	Sea.	Car.
Talford	17	66
Doucet	5	12
Baker	2	n/a
Kamarad	2	2
Diallo	1	4
Duncomb	1	1
Hamilton	1	1
Johnson	1	n/a
K.Harrison	0	4

Assist Leader

	Sea.	Car.
K.Harrison	20	85
Wilson	9	10
Talford	3	7
Johnson	2	n/a
Doucet	2	7
Jolly	2	2

Jones III	1	1
Baker	1	n/a
Diallo	0	1

Steals Leader

	Sea.	Car.
K.Harrison	10	46
Johnson	9	n/a
Talford	6	19
Diallo	3	5
Doucet	3	5
Wilson	3	5
Baker	3	3
Jolly	3	3
Hamilton	2	5
Kamarad	2	2
Jones III	1	1

Blocks Leader

	Sea.	Car.
Talford	11	47
Hamilton	9	20
Johnson	6	n/a
Doucet	5	9
Kamarad	5	5
Duncomb	4	4
Baker	3	n/a
Jones III	2	2
Diallo	1	4
K. Harrison	1	4
Jolly	1	1
Wilson	0	1

Dunks

	Sea.	Car.
Talford	24	91
Diallo	6	10
Hamilton	5	9
Duncomb	3	3
Doucet	2	5
Jones III	2	2
K. Harrison	1	1

Double-Figures

	Sea.	Car.
Talford	22	84
Doucet	21	40
K.Harrison	20	89
Johnson	17	n/a
Jones III	10	10
Baker	6	12
Jolly	2	2

Diallo	1	2
Hamilton	1	1
Kamarad	1	1
Duncomb	1	2
Van Bibber	0	1
Wilson	0	2

20-29 Points

	Sea.	Car.
Talford	9	25
Johnson	5	12
Harrison	3	11
Doucet	2	7
Jones III	2	2
Baker	1	1
Van Bibber	0	1

30+ Points

	Sea.	Car.
none		

40+ Points

	Sea.	Car.
none		

10+ Assists

	Sea.	Car.
none		

10+ Rebounds

	Sea.	Car.
Talford	7	22
Doucet	4	4
Hamilton	1	1
Diallo	0	1

20+ Rebounds

	Sea.	Car.
none		

5+ Steals

	Sea.	Car.
Harrison	0	1

Double-Doubles

	Sea.	Car.
Talford	7	21
Doucet	4	4
Hamilton	1	1
Diallo	0	1

20/20 Pts/Reb

	Sea.	Car.
none		

Triple-Doubles

	Sea.	Car.
none		

EAGLE EYE VIEW OF THE TEAM

LAST 10 WINS

78-74, vs. Radford, 2-12-25
 105-95, at USC Upstate, 2-8-25
 83-65, at Charleston Southern, 2-5-25
 96-93, vs. Gardner-Webb, 2-1-25
 76-67, vs. Presbyterian, 1-29-25
 102-97, vs. Charleston Southern, 1-15-25
 95-76, vs. Longwood, 1-11-25
 95-76, vs. USC Upstate, 1-2-25
 102-97, vs. Mercer, 12-21-24
 103-55, vs. Bob Jones, 12-15-24

LAST 10 LOSSES

84-62, at High Point, 1-25-25
 93-84, at UNC Asheville, 1-18-25
 89-83, at Gardner-Webb, 1-8-25
 87-67, at Radford, 1-4-25
 77-68, at Indiana, 12-29-24
 82-64, at Florida State, 12-17-24
 76-61, at Louisville, 11-22-24
 89-87 vs. Georgia Southern, 11-16-24
 58-52, at Virginia Tech, 11-11-24
 69-56 vs. #5 Longwood, 3-6-24

Winthrop All-Time Record By Months

November	130-95 (.578)
December	139-150 (.481)
January	256-189 (.576)
February	234-151 (.606)
March	54-35 (.614)

Record By Days Of The Week Since 2012-13

Year	Monday	Tuesday	Wednesday	Thursday	Friday	Saturday	Sunday	Overall
12-13	0-0	3-3	4-5	0-1	0-0	6-8	1-0	14-17
13-14	0-0	2-1	7-5	1-0	1-0	8-5	1-2	20-13
14-15	3-1	1-0	5-3	2-2	1-1	6-5	1-1	19-13
15-16	2-0	3-2	3-2	3-2	2-1	9-1	1-1	23-9
16-17	1-0	3-0	5-0	6-2	1-1	9-3	1-1	26-7
17-18	1-0	1-4	3-1	3-2	1-3	7-2	3-0	19-12
18-19	1-0	1-3	2-2	5-3	0-0	8-4	1-0	18-12
19-20	3-1	1-0	1-1	9-3	1-1	8-3	1-1	24-10
20-21	2-0	3-0	2-0	7-0	3-1	3-0	3-0	23-1
21-22	1-2	2-2	4-1	4-0	2-0	10-3	0-1	23-9
22-23	0-1	2-2	7-4	0-1	0-1	6-8	0-0	15-17
23-24	0-1	2-1	5-2	1-1	2-3	5-7	2-0	17-15
24-25	2-1	1-1	5-1	2-0	1-1	6-4	1-1	18-9
Totals	16-7	25-19	54-27	42-17	15-13	91-53	18-8	259-144

Double Digit Deficits In A Win (Since 2012-13) (most recent in Bold/Italic)

19	2-1-23 vs. Longwood	W	76-74
15	1-13-24 vs. Radford	W	92-88 (3OT)
15	12-31-22 vs. UNC Asheville	W	62-60
15	11-13-21 vs. Mercer	W	88-85 OT
15	3-8-20 vs. (5) Hampton	W	76-68
15	1-25-14 vs. VMI	W	58-57
15	1-5-19 at UNCA	W	80-65
14	2-13-19 vs. PC	W	93-85
14	12-20-16 vs. Georgia Southern	W	86-84
13	<i>11-15-24 vs. William & Mary</i>	<i>W</i>	<i>86-85</i>
13	1-24-15 vs. Campbell	W	71-63
12	12-5-23 vs. Queens	W	88-82
12	1-16-20 at Hampton	W	116-95
12	11-28-18 at Tennessee Tech	W	82-70
12	12-29-18 vs. Prairie View	W	76-62
12	11-21-16 at Illinois	W	84-80 OT
12	3-5-14 vs. Liberty	W	77-65
12	11-9-13 vs. Roanoke College	W	93-74
11	1-3-24 vs. Longwood	W	68-60 OT
11	1-14-23 at Campbell	W	78-74
11	2-5-22 at Hampton	W	69-57
11	1-26-22 at USC Upstate	W	95-91 OT
11	1-20-22 at Presbyterian	W	60-58
11	12-21-19 vs. Elon	W	85-80
11	1-24-18 at Longwood	W	95-78
11	1-19-17 vs. UNCA	W	76-73
11	2-26-14 vs. UNCA	W	107-100 OT
10	1-22-22 vs Gardner-Webb	W	64-62
10	2-18-21 at High Point	W	76-70
10	12-16-17 at Alabama State	W	88-80
10	1-12-18 at Charleston Southern	W	64-53
10	12-17-16 at Hampton	W	86-79
10	12-29-16 at Charleston Southern	W	84-68
10	1-24-16 at Longwood	W	82-68

Double Digit Leads In A Loss (Since 2012-13)

23	1-6-16 at UNCA	L	85-84
18	1-20-24 at Gardner-Webb	L	79-74
17	1-27-24 vs. High Point	L	83-81
18	1-26-19 at PC	L	99-91
17	1-10-15 at Gardner-Webb	L	65-64
16	2-11-15 at High Point	L	73-72
15	12-7-19 vs. Coastal Carolina	L	92-88
14	11-14-17 at Colorado State	L	80-76
14	1-28-17 vs. High Point	L	83-80 OT
12	11-11-23 vs. Drexel	L	74-72
12	1-7-23 at Longwood	L	85-71
12	12-15-21 at Elon	L	63-61
12	1-17-15 vs. Radford	L	85-77
12	2-1-14 at High Point	L	65-64
12	2-19-13 at Gardner-Webb	L	65-52
11	2-6-13 at UNC Asheville	L	69-56
10	1-18-24 vs. UNC Asheville	L	82-77
10	2-21-19 at Radford	L	87-81
10	1-26-14 at Radford	L	58-57

MISC. STATS

Three-Point Shooting

Season	Games	FGM	FGA	3pt %	Per Game
2012-13	31	180	571	.315	5.81
2013-14	33	272	686	.397	8.24
2014-15	32	251	700	.359	7.84
2015-16	32	285	786	.371	8.91
2016-17	33	313	839	.373	9.48
2017-18	31	296	792	.374	9.55
2018-19	30	372	997	.373	12.40
2019-20	34	322	931	.346	9.47
2020-21	25	210	597	.352	8.40
2021-22	32	276	734	.371	8.63
2022-23	31	278	738	.377	8.97
2023-24	32	238	697	.341	7.44
2024-25	27	204	626	.326	7.55
Totals	402	3,487	9,677	.360	8.67

BY THE NUMBERS

UNDER PROSSER (2021-present) (123 games)

WINTHROP-----
 PPG: 77.59
 FG%: .473
 3PT FG%: .355 (8.1 per game)
 FT %: .703
 RPG (OFF/TOT): 9.9/34.8
 APG: 12.3
 TOPG: 13.8
 BPG: 3.0
 SPG: 6.5

OPPONENTS-----
 PPG: 73.37
 FG%: .440
 3PT FG%: .347 (8.2 per game)
 FT %: .731
 RPG (OFF/TOT): 10.8/34.0
 APG: 12.4
 TOPG: 13.5
 BPG: 3.6
 SPG: 7.1

Winthrop All-Time Made Free Throws (Single-Season Top 10)

646 (1980-81 / 39 games / 16.6)
 601 (2023-24 / 32 games / 18.8)
 583 (1983-84 / 32 games / 18.2)
 566 (2015-16 / 32 games / 17.7)
545 (2024-25 / 27 games / 20.2)
 529 (1989-90 / 29 games / 18.2)
 528 (2013-14 / 33 games / 16.0)
 521 (1979-80 / 30 games / 17.4)
 520 (2016-17 / 33 games / 15.8)
 509 (1992-93 / 30 games / 17.0)
 503 (1982-83 / 35 games / 15.2)
 491 (2004-05 / 33 games / 14.9)

Winthrop All-Time Free Throw Attempts (Single-Season Top 10)

931 (1980-81 / 39 games / 23.9)
 856 (2023-24 / 32 games / 26.8)
804 (2024-25 / 27 games / 29.8)
 786 (1983-84 / 32 games / 24.6)
 760 (2019-20 / 34 games / 22.4)
 756 (2015-16 / 32 games / 22.9)
 746 (1992-93 / 30 games / 24.9)
 741 (2013-14 / 33 games / 22.5)
 733 (1979-80 / 30 games / 24.4)
 725 (2016-17 / 33 games / 22.0)
 725 (2004-05 / 33 games / 22.0)
 719 (1989-90 / 29 games / 24.8)

Per Game Big South Ranking	Per Game National Ranking	Total 3's Made Program Ranking
6th	209th	18th
4th	24th	5th
5th	42nd	6th
2nd	32nd	3rd
1st	24th	1st
1st	32nd	2nd
1st	1st	1st
1st	21st	2nd
2nd	67th	15th
1st	22nd	T5th
1st	34th	6th
5th	178th	13th
5th	200th	21st
-	-	-

Winthrop All-Time 1,000 Points

Name	Points (games)
1. Keon Johnson (2013-17)	2,076 (128)
2. Charles Brunson (1979-82)	1,850 (92)
3. Xavier Cooks (2014-18)	1,778 (127)
4. Kelton Talford (2020-present)	1,770 (144)
5. LaShawn Coulter (1990-95)	1,663 (112)
6. Tyson Waterman (1995-00)	1,461 (111)
7. Fred McKinnon (1983-86)	1,427 (86)
8. Torrell Martin (2003-07)	1,387 (108)
9. Mark Hailey (1989-93)	1,384 (111)
10. Mike Gaither (1981-84)	1,302 (100)
11. Bennie Bennett (1978-81)	1,296 (100)
12. Andre Jones (2008-12)	1,291 (123)
13. Michael Jenkins (2004-08)	1,253 (131)
14. Tyrone Walker (2000-04)	1,245 (114)
15. Greg Washington (1985-89)	1,224 (111)
16. Tim Raxter (1978-82)	1,193 (128)
17. Reggie Middleton (2008-12)	1,185 (116)
18. James Shuler (2002-06)	1,160 (116)
19. Craig Bradshaw (2003-07)	1,158 (123)
20. Josh Ferguson (2016-20)	1,114 (127)
21. Eddie Gay (1989-93)	1,079 (108)
22. Andre Smith (2011-15)	1,071 (125)
23. Carlo Wilkins (1990-94)	1,020 (109)
24. Pierre Wooten (1998-03)	1,019 (120)
25. Chris Gaynor (2004-08)	1,000 (129)
26. Keon Moore (2013-15)	1,000 (61)
27. Bjorn Broman (2015-19)	1,000 (125)

Winthrop All-Time 500 Rebounds

Name	Rebounds (games)
1. Xavier Cooks (2014-18)	983 (127)
2. Charles Brunson (1978-82)	913 (92)
3. Kelton Talford (2020-present)	876 (144)
4. Josh Ferguson (2016-20)	741 (127)
5. Tyrone Walker (2000-04)	701 (115)
6. Chad Steele (1993-97)	692 (106)
7. George Valentine (2007-12)	676 (131)
8. Mark Hailey (1989-93)	675 (111)
9. Tim Raxter (1978-82)	652 (128)
10. Charles Corbin (2007-11)	648 (115)
11. Eddie Gay (1989-93)	637 (108)
12. Mantoris Robinson (2006-10)	592 (126)
13. Allen Washington (1983-86)	590 (78)
14. Craig Bradshaw (2003-07)	573 (123)
15. Greg Washington (1985-89)	566 (111)
16. Chase Claxton (2019-24)	565 (148)
17. Donnie Creamer (1978-80)	546 (61)
18. Ronnie Creamer (1978-80)	545 (62)
19. Greg Lewis (1999-02)	542 (67)
20. Torrell Martin (2003-07)	525 (108)

2024-25 STARTERS BY GAME

DATE	OPPONENT	G	G	G/F	F	F/C
11-4	Piedmont	K. Harrison	Jolly	Doucet	Kamarad	Talford
11-9	Little Rock	K. Harrison	Baker	Doucet	Kamarad	Talford
11-11	at Virginia Tech	K. Harrison	Baker	Doucet	Kamarad	Talford
11-15	William & Mary	K. Harrison	Baker	Doucet	Kamarad	Talford
11-16	Georgia Southern	K. Harrison	Baker	Doucet	Kamarad	Talford
11-17	NC Central	K. Harrison	Jones III	Baker	Doucet	Talford
11-22	at Louisville	K. Harrison	Jones III	Johnson	Doucet	Talford
11-25	LIU	K. Harrison	Jones III	Johnson	Doucet	Talford
11-27	Averett	K. Harrison	Jones III	Johnson	Doucet	Talford
12-3	at Queens	K. Harrison	Jones III	Johnson	Doucet	Talford
12-7	Coastal Carolina	K. Harrison	Jones III	Johnson	Doucet	Talford
12-12	Bob Jones	K. Harrison	Jones III	Johnson	Doucet	Talford
12-17	at Florida State	K. Harrison	Jones III	Johnson	Doucet	Talford
12-21	Mercer	K. Harrison	Jones III	Johnson	Doucet	Talford
12-29	at Indiana	K. Harrison	Jones III	Johnson	Doucet	Talford
1-2	USC Upstate	K. Harrison	Jones III	Johnson	Doucet	Talford
1-4	at Radford	K. Harrison	Jones III	Johnson	Doucet	Talford
1-8	at Gardner-Webb	K. Harrison	Jones III	Johnson	Doucet	Talford
1-11	Longwood	K. Harrison	Jones III	Jolly	Doucet	Talford
1-15	Charleston Southern	K. Harrison	Jones III	Jolly	Johnson	Talford
1-18	at UNC Asheville	K. Harrison	Jones III	Johnson	Doucet	Talford
1-25	at High Point	K. Harrison	Jones III	Johnson	Doucet	Talford
1-29	Presbyterian	K. Harrison	Jolly	Johnson	Doucet	Talford
2-1	Gardner-Webb	K. Harrison	Jolly	Johnson	Doucet	Talford
2-5	at Charleston Southern	K. Harrison	Jolly	Johnson	Doucet	Talford
2-8	at USC Upstate	K. Harrison	Johnson	Kamarad	Doucet	Talford
2-12	Radford	K. Harrison	Johnson	Kamarad	Doucet	Talford

2024-25 SPECIALTY STATS

DATE/OPPONENT		IN PAINT (WU/OPP)	OFF-TO (WU/OPP)	2ND CHANCE (WU/OPP)	FAST BREAK (WU/OPP)	BENCH	TIES/LEAD	LARGEST LEAD	BIGGEST DEFICIT
11-4	Piedmont	64/24	31/6	38/4	29/3	59/18	1/6	60	2
11-9	Little Rock	28/26	17/24	19/7	18/15	21/5	2/8	23	8
11-11	at Virginia Tech	30/20	12/16	8/13	5/2	5/16	2/11	4	9
11-15	William & Mary	42/18	26/15	15/12	14/18	26/37	2/3	11	13
11-16	Georgia Southern	42/42	16/23	4/8	24/4	22/46	5/5	6	13
11-17	NC Central	38/24	15/23	17/7	11/4	21/28	12/19	5	7
11-22	at Louisville	28/38	13/21	16/13	0/4	8/34	3/3	2	17
11-25	LIU	50/40	23/9	12/20	16/6	33/26	0/3	27	5
11-27	Averett	36/20	27/6	11/9	18/4	25/23	2/0	46	none
12-3	at Queens	50/36	20/15	14/7	9/7	24/28	1/2	11	4
12-7	Coastal Carolina	44/34	22/10	8/14	17/11	13/21	7/10	17	7
12-12	Bob Jones	52/12	31/13	21/6	18/2	47/19	1/3	51	4
12-17	at Florida State	22/38	21/14	19/17	2/8	25/7	3/6	2	25
12-21	Mercer	38/42	14/36	9/12	31/10	20/36	1/2	16	1
12-29	at Indiana	36/54	14/19	11/16	15/17	7/18	2/1	2	9
1-2	USC Upstate	56/32	20/22	16/17	13/16	6/26	7/10	24	8
1-4	at Radford	34/34	13/16	18/7	6/8	9/32	0/0	none	23
1-8	at Gardner-Webb	48/38	25/9	11/18	9/2	7/18	3/2	1	16
1-11	Longwood	40/28	16/11	16/7	9/5	28/22	0/0	26	none
1-15	Charleston Southern	54/42	18/12	7/24	19/7	39/13	22/19	5	5
1-18	at UNC Asheville	40/48	9/19	9/15	4/21	36/15	12/10	8	13
1-25	at High Point	24/34	8/12	6/19	8/6	10/30	0/3	3	31
1-29	Presbyterian	42/32	7/11	15/12	13/10	19/26	5/4	12	2
2-1	Gardner-Webb	52/42	12/13	9/8	9/9	25/18	7/7	10	6
2-5	at Charleston Southern	46/36	5/12	16/7	6/14	24/9	0/0	26	none
2-8	at USC Upstate	46/40	18/18	8/8	10/11	20/33	13/9	12	5
2-12	Radford	32/28	22/10	12/4	3/11	18/31	3/4	5	9
Totals		1,114/902	475/415	365/311	336/235	597/635	116/150	Largest - 60	Biggest - 13
Averages		41.3/33.4	17.6/15.4	13.5/11.5	12.4/8.7	22.1/23.5			

MARK PROSSER

Mark Prosser is in his fourth season at the helm of the men's basketball program.

Prosser became the 7th head coach in Winthrop men's basketball history when he was introduced Apr. 2, 2021.

On Nov. 15, Prosser earned his 100th career win as the Eagles defeated William & Mary 86-85 on a buzzer beater.

In 2023-24 the Eagles battled their way through injuries that led to 11 different starting lineups, finishing the season 17-15.

The team was one of the most aggressive teams in the nation and it showed with the second-most free throw attempts in program history (856). The Eagles also converted the second-most free throws made in a single-season at 601.

Winthrop finished first in the nation in free throw attempts per game at 26.8.

For the second time in three seasons the Eagles had nine non-conference victories, which included an 85-68 victory at Little Rock and 90-87 win at Coastal Carolina.

The Eagles battled through a injury-riddled 2022-23 and finished the season 15-17 overall and 10-8 in the Big South.

In his first season with the Eagles he guided them to the Big South Conference Championship game and a 23-win season.

The 23 wins were the most by any coach in program history in their first season. It was the third time a first-year head coach won 20 or more games.

He joined Gregg Marshall as the only coaches in program history to begin conference play 5-0 in their first season.

On Nov. 27, 2021 he led the Eagles to the program's first ever win over a PAC-12 opponent with an 82-74 victory at Washington.

The Eagles posted a 13-0 home record, just the third time in program history a team finished with a perfect record at home.

Prosser has spent the previous three seasons as the head coach of the Western Carolina men's basketball program and is no stranger to Winthrop. In April of 2012, Prosser was hired as an assistant coach under Pat Kelsey and then served as Associate Head Coach from August of 2013 until his departure to Western Carolina in the spring of 2018.

Before departing for Western Carolina, Prosser played a role in helping bring the Winthrop men's basketball program back to the top of the Big South Conference, which was achieved when the Eagles captured the 2017 Big South Conference Championship and returned to the NCAA Tournament.

"My family and I could not be more excited to come home to Winthrop University and the Rock Hill community," said Prosser. "We'd like to thank Dr. Halpin, Dr. Hynd, the Board of Trustees and the entire Winthrop community for entrusting us with one of the most prestigious college basketball programs in the country."

In just his second season at the helm of the Catamounts program, Prosser led the team to a 12-win improvement to finish the season at 19-12. It was the second-most improved mark across NCAA Division I men's basketball. That season the team reached the Southern Conference semifinals before falling to eventual champion ETSU. That season Prosser's achievement was recognized by College Insider as he was honored as the Skip Prosser 'Man of the Year' award, which is named after his father.

Winthrop has been one of the top three-point shooting teams in the Big South Conference and nationally over the last 5-6 years and Prosser's teams in

three seasons averaged 9.15 threes per game, which included a program record for a single-season with 302 in 2019-20. In 2018-19 the team set the program record for threes in a single-season, which now sits as the second-most.

Prosser began his coaching career as an assistant coach with Wofford College in Mike Young's first season (2002-03). During that season the Terriers posted a 14-15 mark, which included a 79-77 victory at Virginia Tech. In the Southern Conference, Wofford posted an 8-8 record and advanced to the quarterfinals of the conference tournament.

Following his year at Wofford, Prosser headed to Bucknell as an assistant from 2003-08 under Pat Flannery.

It was at Bucknell that Prosser experienced the most post-season success as the Bison scored two NCAA Tournament upset victories during his tenure. In 2005, the 14th-seeded Bison upset No. 3 Kansas in the first round, earning the award for "Best Upset" at the 2005 ESPY Awards, and finished the year ranked 25th overall nationally with a 23-10 record. The following season, No. 9 seed Bucknell defeated No. 8 Arkansas in March Madness.

In 2005-06, the Bison went undefeated in Patriot League play, the first team to do so in conference history. The team was ranked in the top 25 for the first time in school history and featured Patriot League Player of the Year Charles Lee. For the NCAA Tournament, the Bison were seeded 9th and defeated Arkansas in the first round. In the second round they were defeated by Memphis to end the season at 27-5, the best record in school history.

While at Bucknell, Prosser signed 2008 Patriot League All-Freshman team selection Todd O'Brien and was involved in the player development of Charles Lee, who went on to sign a professional contract with the NBA's San Antonio Spurs. Lee was a three-time All-Patriot League selection and the 2006 Patriot League Player of the Year.

In the summer of 2008, Prosser returned to the sidelines at Southern Conference-member Wofford. During his first season back in Spartanburg in 2008, the Terriers set a school record with 12SoCon wins. In addition, the team posted its first winning overall record since moving to the NCAA Division I level. The following year, Prosser helped Wofford reach a school-record 26 wins along with the Southern Conference Championship and a trip to the NCAA Tournament.

All told, with Prosser on the bench in Spartanburg, the Terriers posted a 63-36 (.636) overall record, highlighted by back-to-back SoCon regular season and tournament championships, and consecutive appearances in the NCAA Tournament. He helped Wofford to a then school-record 26 victories in 2009-10 with a second 20-win season in 2010-11 with a squad that led the SoCon in assists and was also first in assist/turnover margin. Wofford also was eighth in the nation in 3-point percentage and 12th in overall field goal percentage.

Prosser was instrumental in the development of three-time first-team All-SoCon selection Noah Dahlman, a post player who scored more than 2,000 career points and was twice dubbed SoCon Tournament MVP.

A native of Wheeling, W.Va., Prosser played collegiately at Marist College in Poughkeepsie, N.Y., before a knee injury ended his career prematurely. He began his coaching career as a student assistant coach at Marist until his graduation in 2002, helping the Red Foxes to a share of the Metro-Atlantic Athletic Conference (MAAC) regular season title in 2001-02.

Prosser and his wife Emily are the parents of two -- a daughter, Ava Grayce and a son, Declan.



Career Record

Winthrop: 73-50

Career: 115-126

Big South: 40-22

Coaching Experience

1999-2002

Marist

Student Assistant

2002-03

Wofford College

Assistant Coach

2003-08

Bucknell

Assistant Coach

2008-11

Wofford College

Assistant Coach

2011-12

Brevard College

Head Coach

2012-2013

Winthrop

Assistant Coach

2013-18

Winthrop

Associate Head Coach

2018-21

Western Carolina

Head Coach

2021-present

Winthrop

Head Coach

Playing Experience

1998-99

Marist

MARK PROSSER ERA



Prosser Facts

- Hired as the 7th head coach in Winthrop men's basketball history on Apr. 2, 2021
- Earned his first win at Winthrop on Nov. 9, 2021 with a 110-78 victory over Mary Baldwin as all seven head coaches in program history won in their debut
- Became the 3rd Winthrop coach in program history to win 20 games in first season
- First Winthrop coach to 14 league wins in first season and one of only two to do so in league history (Terry Truax of Towson - 14 in 1992-93)
- Became the 4th coach in program history to begin Winthrop career 2-0
- Prosser and Marshall are also the only coaches to start Big South career 5-0
- Joined Dan Kenney and Gregg Marshall as the only Winthrop coach to get a win in their first Big South Conference regular season contest
- Led Eagles to first ever win over PAC 12 opponent with an 82-74 win at Washington on Nov. 27, 2021
- The win at Washington was the first over a Power 5 team in his career (8th meeting ever vs. Power 5 and is now 1-7)
- Has been on staff for nine conference championship title games and five NCAA Tournament appearances
- Between being the head coach and an assistant coach he's represented Winthrop in 202 games on the bench

WINTHROP 1ST YEAR HEAD COACHING RECORDS

Mark Prosser	23-9
Nield Gordon	22-9
Gregg Marshall	21-8 (29 game season)
Randy Peele	20-11
Pat Kelsey	14-17
Dan Kenney	14-16
Steve Vacendak	8-20 (28 game season)

PROSSER TRENDS

	<u>WIN</u>	<u>Career</u>
Lead at the half:	56-12	87-25
Trail at the half:	15-36	24-97
Tied at the half:	2-2	4-4
Double-Figure leads at the half:	25-2	38-3
Double-Figure deficit at the half:	3-14	6-46
Score 100+:	8-0	13-0
Score 90+:	21-1	36-2
Score 80+ :	44-9	68-19
Score 70+:	59-18	100-45
Score 60+:	67-40	108-103
Score less than 60:	1-11	1-33
Allow 100+:	0-1	0-4
Allow 90+:	6-5	10-21
Allow 80+:	17-21	30-62
Allow 70+:	35-42	62-103
Allow 60+:	54-47	89-121
Allow less than 60 points:	18-1	25-3
Shoot 50% or better:	45-5	68-15
Shoot 40% or better:	67-27	101-75
Shoot 70% or better at FT Line:	41-27	65-62
Shoot 80% or better at FT Line:	18-10	30-20
Higher field goal percentage:	66-11	100-25
Lower field goal percentage:	6-38	14-99
Same field goal percentage:	0-1	0-2
Outrebound opponent:	44-7	76-36
Outrebound opponent 10+:	20-1	33-6
Outrebounded by opponent:	28-42	34-83
Rebounds are even:	1-1	4-7
More free throw attempts:	61-25	84-60
Fewer free throw attempts:	10-22	27-69
Free throw attempts are even:	1-2	3-6
Make 7+ 3's:	55-25	90-74
Make 10+ 3's:	34-9	59-26
Day games:	26-18	52-50
Night games:	47-31	62-75
Morning games:	0-0	1-0
Games on Monday:	4-4	6-9
Games on Tuesday:	7-6	9-11
Games on Wednesday:	20-8	27-33
Games on Thursday:	7-2	10-8
Games on Friday:	5-5	6-12
Games on Saturday:	27-20	51-49
Games on Sunday:	3-2	5-3

Games Decided By:

1 point:	5-2
2 points:	11-8
5 points or less:	30-29
6-9 points:	28-28
Double-figures:	54-67

PROSSER ALL-TIME RECORD vs. OPPONENTS

Team	Games	Overall	Home	Road	Neutral	BSC Tourney	PF	PA
Anderson (S.C.)	2	1-1	0-1	1-0	0-0	0-0	145	140
Auburn	1	0-1	0-0	0-1	0-0	0-0	65	89
Averett	1	1-0	1-0	0-0	0-0	0-0	99	56
Barton	1	0-1	0-0	0-0	0-1	0-0	55	89
Belmont Abbey	1	0-1	0-1	0-0	0-0	0-0	80	90
Brevard	1	1-0	1-0	0-0	0-0	0-0	98	44
Bryan	1	1-0	1-0	0-0	0-0	0-0	70	64
Bob Jones	2	2-0	2-0	0-0	0-0	0-0	193	104
Bowling Green	1	0-1	0-0	0-1	0-0	0-0	52	73
Campbell	3	3-0	2-0	1-0	0-0	0-0	247	239
Carson-Newman	2	0-2	0-1	0-1	0-0	0-0	108	153
Carver College	1	1-0	0-0	0-0	1-0	0-0	83	52
Catawba College	2	0-2	0-1	0-1	0-0	0-0	106	135
Charleston Sou.	8	8-0	4-0	4-0	0-0	0-0	643	549
Chattanooga	6	3-3	1-2	2-1	0-0	0-0	466	470
Citadel	7	5-2	3-0	2-1	0-1	0-0	604	579
Clemson	1	0-1	0-0	0-1	0-0	0-0	56	78
Coastal Carolina	4	2-2	1-1	1-1	0-0	0-0	331	336
College of Charleston	2	1-1	0-1	1-0	0-0	0-0	150	147
Converse	1	1-0	1-0	0-0	0-0	0-0	78	40
Drexel	1	0-1	0-0	0-0	0-0	0-0	72	74
Duquesne	1	0-1	0-0	0-1	0-0	0-0	57	74
Eastern Michigan	1	1-0	0-0	0-0	1-0	0-0	101	87
Elon	2	1-1	1-0	0-1	0-0	0-0	139	133
ETSU	7	0-7	0-3	0-3	0-1	0-0	477	567
Florida State	3	0-2	0-0	0-3	0-0	0-0	199	228
Furman	8	1-7	1-3	0-4	0-0	0-0	576	644
Gardner-Webb	10	6-4	3-2	2-2	1-0	1-0	756	725
Georgia	2	0-2	0-0	0-2	0-0	0-0	141	169
Georgia Southern	1	0-1	0-0	0-0	0-0	0-0	87	89
Hampton	1	0-0	1-0	0-0	0-0	0-0	69	57
Hartford	1	1-0	1-0	0-0	0-0	0-0	82	75
High Point	7	2-5	1-1	0-4	1-0	1-0	510	534
Hiwassee	1	1-0	1-0	0-0	0-0	0-0	94	55
Holy Cross	1	1-0	1-0	0-0	0-0	0-0	89	51
Indiana	1	0-0	0-1	0-0	0-0	0-0	68	77
IUPUI	1	1-0	1-0	0-0	0-0	0-0	74	61
Iowa	1	0-1	0-0	0-1	0-0	0-0	60	78
Jacksonville	2	2-0	1-0	1-0	0-0	0-0	173	159
Jacksonville State	1	0-1	0-0	0-0	0-1	0-0	53	84
Lees-McRae	1	1-0	1-0	0-0	0-0	0-0	71	55
Lenoir-Rhyne	2	1-1	1-0	0-1	0-0	0-0	133	130
Little Rock	2	2-0	0-0	2-0	0-0	0-0	167	135
Lincoln Memorial	2	0-2	0-1	0-1	0-0	0-0	101	153
LIU	1	1-0	1-0	0-0	0-0	0-0	87	65
Longwood	8	3-5	3-0	0-3	0-2	0-1	586	619
Louisville	1	0-1	0-0	0-1	0-0	0-0	61	76
LSU	1	0-1	0-0	0-1	0-0	0-0	81	89
Mars Hill	2	2-0	1-0	1-0	0-0	0-0	169	156
Mary Baldwin	1	1-0	1-0	0-0	0-0	0-0	110	78
Mercer	10	5-5	4-1	0-4	1-0	0-0	792	768
Middle Tennessee	2	1-1	1-0	0-1	0-0	0-0	141	144
Mississippi State	1	0-1	0-0	0-0	0-1	0-0	63	84
Montevallo	1	0-1	0-1	0-0	0-1	0-0	40	83
Mount Olive	1	0-1	0-0	0-1	0-0	0-0	78	100
Newberry	3	1-2	1-1	0-1	0-0	0-0	239	261
North Carolina A&T	3	3-0	2-0	1-0	0-0	0-0	258	216
North Carolina Central	1	1-0	0-0	0-0	0-0	0-0	77	75
North Carolina State	1	0-1	0-0	0-1	0-0	0-0	67	100
North Georgia	1	0-1	0-0	0-1	0-0	0-0	66	75
North Greenville	1	0-1	0-0	0-1	0-0	0-0	61	68
Penn St.	1	0-1	0-0	0-1	0-0	0-0	68	93
Piedmont	4	4-0	4-0	0-0	0-0	0-0	407	226
Presbyterian	7	6-1	3-1	3-0	0-0	0-0	495	462
Queens	2	2-0	1-0	1-0	0-0	0-0	174	160
Radford	8	4-4	3-1	1-2	0-1	0-1	567	579
Samford	5	3-2	2-0	1-2	0-0	0-0	422	391
SMU	1	0-1	0-0	0-1	0-0	0-0	65	98
South Carolina	1	0-1	0-0	0-1	0-0	0-0	62	72
South Carolina St.	1	1-0	1-0	0-0	0-0	0-0	81	67
Southern Miss	2	0-2	0-0	0-0	0-2	0-0	115	145
Stetson	1	1-0	0-0	1-0	0-0	0-0	70	64
Tennessee Tech	2	2-0	1-0	1-0	0-0	0-0	165	151
Toccoa Falls	2	2-0	2-0	0-0	0-0	0-0	212	114
Troy	1	0-1	0-0	0-0	0-1	0-0	64	66
Tusculum	2	0-2	0-1	0-1	0-0	0-0	113	140
UNC Asheville	11	6-5	3-1	3-4	0-0	0-0	785	867
UNC Greensboro	6	1-5	0-3	1-2	0-0	0-0	393	465
UNC Wilmington	1	1-0	0-0	0-0	1-0	0-0	98	76
USC Upstate	8	6-2	3-1	3-1	0-0	0-0	726	623
Vanderbilt	1	0-1	0-0	0-1	0-0	0-0	63	77
VCU	1	0-1	0-0	0-1	0-0	0-0	68	93
VMI	7	2-5	1-2	1-2	0-1	0-0	547	575
Virginia Tech	1	0-1	0-0	0-1	0-0	0-0	52	58
Wake Forest	1	0-1	0-0	0-1	0-0	0-0	64	71
Washington	1	1-0	0-0	1-0	0-0	0-0	82	74
Washington State	1	0-1	0-0	0-1	0-0	0-0	86	92
William & Mary	1	1-0	1-0	0-0	0-0	0-0	86	85
Wingate	2	0-2	0-1	0-1	0-0	0-0	110	147
Wofford	6	2-4	1-2	1-2	0-0	0-0	405	474
Wright State	1	0-1	0-0	0-1	0-0	0-0	73	96
Xavier	2	0-2	0-0	0-2	0-0	0-0	120	149
Young Harris	2	0-2	0-1	0-1	0-0	0-0	140	171
TOTALS	240	115-125	70-36	36-76	6-12	2-2	17,972	17,249

WINTHROP'S ALL-TIME 30/40-POINT GAMES

40-POINT GAMES

Melvin Branham (Jr.)	45	Jan. 10, 1994 at Charleston Southern
David McMahan	42	Jan. 15, 1996 vs. Coastal Carolina
Keon Johnson	40	Feb. 9, 2017 at UNC Asheville
Michael Jenkins	40	Nov. 10, 2006 vs. North Greenville
Fred McKinnon	40	Nov. 29, 1985 vs. Morris College

30-POINT GAMES

Keon Johnson	39	Feb. 4, 2017 vs. Campbell
Mike Gaither	39	Nov. 18, 1982 vs. Coker College (Clover, SC)
Keon Johnson	38	Nov. 21, 2016 at Illinois
Jimmy Gavin	38	Nov. 27, 2015 at North Carolina State (Raleigh, NC)
Greg Lewis	38	Dec. 21, 1999 vs. UNC Greensboro
Keon Johnson	37	Dec. 31, 2016 vs. Radford
Robbie Waldrop	37	Feb. 12, 1998 at Charleston Southern
Xavier Cooks	36	Feb. 15, 2018 at Gardner-Webb
Keon Johnson	36	Jan. 27, 2016 vs. Charleston Southern
Fred McKinnon	36	Feb. 2, 1985 at Livingstone College
Charles Brunson	36	Nov. 25, 1980 at Voorhees
Sin'Cere McMahon	35	Feb. 8, 2023 at UNC Asheville
Nych Smith	35	Jan. 26, 2019 at Presbyterian College
Fred McKinnon	35	Jan. 16, 1986 vs. Central Wesleyan College
Charles Brunson	35	Feb. 4, 1982 vs. Erskine
Charles Brunson	35	Dec. 10, 1980 at Belmont Abbey
David McMahan	34	Dec. 30, 1995 at Georgia State
Charles Brunson	34	Nov. 22, 1980 at Morris College
Charles Brunson	34	Nov. 19, 1980 vs. Allen University
Patrick Good	33	Nov. 22, 2021 at Washington State
Andre Jones	33	Dec. 27, 2011 at Georgia
Michael Jenkins	33	Mar. 6, 2008 vs. UNC Asheville (Big South Tourney Championship game)
Greg Lewis	33	Feb. 18, 2002 vs. Coastal Carolina
George Henson	33	Feb. 10, 1990 at Campbell
Shaun Wise	33	Dec. 28, 1989 at US International
Charles Brunson	33	Jan. 11, 1981 at Webber College
Josh Ferguson	32	Dec. 7, 2019 vs. Coastal Carolina
Keon Johnson	32	Feb. 13, 2016 at Radford
Keon Johnson	32	Dec. 31, 2015 vs. Campbell
Keon Johnson	32	Nov. 24, 2015 at USC Upstate
Torrell Martin	32	Feb. 24, 2007 at Coastal Carolina
Torrell Martin	32	Feb. 20, 2006 at Liberty
Melvin Branham (Jr.)	32	Jan. 27, 1994 at Towson State
Mark Hailey (Sr.)	32	Feb. 20, 1993 vs. Radford
Eddie Gay (Sr.)	32	Dec. 13, 1992 vs. The Citadel
Charles Brunson	32	Jan. 16, 1982 at USC-Aiken
Charles Brunson	32	Jan. 15, 1981 at USC-Spartanburg
Patrick Good	31	Jan. 20, 2022 at Presbyterian College
Keon Johnson	31	Mar. 3, 2017 vs. #4 Gardner-Webb
Keon Johnson	31	Mar. 2, 2017 vs. #8 Charleston Southern
Keon Johnson	31	Jan. 28, 2017 vs. High Point
Jimmy Gavin	31	Mar. 6, 2016 vs. UNC Asheville (Buies Creek, NC-Big South Tourney Championship game)
Jimmy Gavin	31	Feb. 27, 2016 at Campbell
Torrell Martin	31	Dec. 4, 2006 at #12 Wisconsin
Ted Houpt	31	Feb. 12, 1987 at Howard University
Fred McKinnon	31	Nov. 22, 1985 vs. Wingate
Charles Brunson	31	Feb. 8, 1982 vs. Presbyterian College
Donnie Creamer	31	Dec. 9, 1978 at Erskine
Patrick Good	30	Feb. 19, 2022 at UNC Asheville
D.J. Burns Jr.	30	Nov. 9, 2021 vs. Mary Baldwin
Xavier Cooks	30	Dec. 5, 2017 at Georgia
Keon Johnson	30	Dec. 19, 2015 at Georgia Southern
Keon Moore	30	Jan. 3, 2015 vs. High Point
Tyson Waterman	30	Feb. 12, 1999 vs. Charleston Southern
Ronnie Creamer	30	Jan. 15, 1979 at Francis Marion
LaShawn Coulter	30	Jan. 21, 1995 at UNC Asheville
Mark Hailey (Jr.)	30	Nov. 23, 1991 vs. Averett College
Greg Washington	30	Dec. 15, 1988 vs. East Carolina
Fred McKinnon	30	Feb. 10, 1985 vs. Armstrong State
Ronnie Creamer	30	Nov. 18, 1978 vs. Catawba

Indv./Team Most Points Single-Game

Top 10 Individual Scoring Performances Home/Away

Home

42	David McMahan	(vs. Coastal Carolina, 1-15-96)
40	Michael Jenkins	(vs. North Greenville, 11-10-06)
	Fred McKinnon	(vs. Morris College, 11-29-85)
	Keon Johnson	(at UNC Asheville, 2-9-17)
39	Keon Johnson	(vs. Campbell, 2-4-17)
38	Greg Lewis	(vs. UNC Greensboro, 12-21-99)
37	Keon Johnson	(vs. Radford, 12-31-16)
36	Keon Johnson	(vs. Charleston Southern, 1-27-16)
35	Fred McKinnon	(vs. Central Wesleyan College, 1-16-86)
	Charles Brunson	(vs. Erskine College, 2-4-82)

Away

45	Melvin Branham Jr.	(at Charleston Southern, 1-10-94)
40	Keon Johnson	(at UNC Asheville, 2-9-17)
38	Keon Johnson	(at Illinois, 11-21-16)
	Jimmy Gavin	(at N.C. State, 11-27-15)
37	Robbie Waldrop	(at Charleston Southern, 2-12-98)
36	Xavier Cooks	(at Gardner-Webb, 2-15-18)
	Fred McKinnon	(at Livingstone College, 2-2-85)
	Charles Brunson	(at Voorhees, 11-25-80)
35	Sin'Cere McMahon	(at UNC Asheville, 2-8-23)
	Nych Smith	(at Presbyterian College, 1-26-19)
	Charles Brunson	(at Belmont Abbey, 12-10-80)
34	Charles Brunson	(at Mooris College, 11-22-80)
33	Patrick Good	(at Washington State, 11-22-21)
	Andre Jones	(at Georgia, 12-27-11)
	Michael Jenkins	(at UNC Asheville, 3-6-08)
	George Henson	(at Campbell, 2-10-90)
	Shaun Wise	(at U.S. International, 12-28-89)
	Charles Brunson	(at Webber College, 1-11-81)

Top 5 Individual Scoring Performances vs. Big South Opponents

All Games

45	Melvin Branham Jr.	(at Charleston Southern, 1-10-94)
42	David McMahan	(vs. Coastal Carolina, 1-15-96)
40	Keon Johnson	(at UNC Asheville, 2-9-17)
39	Keon Johnson	(vs. Campbell, 2-4-17)
37	Keon Johnson	(vs. Radford, 12-31-16)

Home

42	David McMahan	(vs. Coastal Carolina, 1-15-96)
39	Keon Johnson	(vs. Campbell, 2-4-17)
37	Keon Johnson	(vs. Radford, 12-31-16)
36	Keon Johnson	(vs. Charleston Southern, 1-27-16)
32	Keon Johnson	(vs. Campbell, 12-31-15)

Away

45	Melvin Branham Jr.	(at Charleston Southern, 1-10-94)
40	Keon Johnson	(at UNC Asheville, 2-9-17)
36	Xavier Cooks	(at Gardner-Webb, 2-15-18)
35	Sin'Cere McMahon	(at UNC Asheville, 2-8-23)
	Nych Smith	(at Presbyterian College, 1-26-19)
33	George Henson	(at Campbell, 2-10-90)
32	Keon Johnson	(at Radford, 2-13-16)
	Torrell Martin	(at Coastal Carolina, 2-24-07)
	Torrell Martin	(at Liberty, 2-20-06)
	Melvin Branham Jr.	(at Towson St., 1-27-94)

Most Point In Home/Away Game (Top 10)

Home

134	Pfeiffer, 11-13-18	W, 134-99
132	Morris, 11-29-85	W, 132-73
130	Johnson & Wales, 12-12-96	W, 130-33
127	Pfeiffer, 11-25-19	W, 127-83
125	Piedmont, 11-4-24	W, 125-65
116	Warren Wilson, 11-24-18	W, 116-76
116	Rio Grande (OH), 12-28-15	W, 116-84
113	Toccoa Falls, 12-29-23	W, 113-62
110	Mary Baldwin	W, 110-78
109	Hiwassee, 12-16-18	W, 109-66
109	Catawba, 11-18-78	W, 109-92
108	VMI, 1-6-07	W, 108-76
108	U.S. International, 1-12-91	W, 108-81

Away

116	at Hampton, 1-16-20	W, 116-95
109	at VMI, 1-31-07	Won, 109-76
107	at USC Upstate, 12-13-20	Won, 107-77
105	at USC Upstate, 2-8-25	Won, 105-95
102	at Pembroke St., 1-10-86	Won, 102-99
101	at UNC Asheville, 2-9-17	Lost, 104-101
101	at Charleston Sou., 1-10-94	Won, 101-96
101	at Central Connecticut, 12-4-92	Won, 101-93
101	at Benedict College, 2-20-86	Won, 101-76
97	at USC Aiken, 1-14-82	Won, 97-90
97	at Wofford, 1-31-80	Won, 97-78

Most Points Home/Away vs. Big South Opponents (Top 10)

Home

108	vs. VMI, 1-6-07	Won, 108-76
107	vs. UNCA, 2-26-14	Won, 107-100 (OT)
106	vs. VMI, 2-4-09	Lost, 110-106 (OT)
104	vs. UNCA	Won, 104-71
102	vs. Charleston Sou., 1-15-25	Won, 102-97 (3OT)
101	vs. Hampton, 2-9-19	Won, 101-91
100	vs. Coastal Carolina, 2-18-02	Won, 100-74
99	vs. Gardner-Webb, 1-11-20	Won, 99-95 (3OT)
98	vs. Armstrong St., 2-17-86	Won, 98-81
98	vs. VMI, 2-8-06	Won, 98-65
97	vs. Gardner-Webb	Won, 97-88
97	vs. Towson St., 2-23-95	Won, 97-93
96	vs. Gardner-Webb, 2-1-25	Won, 96-93
96	vs. VMI, 1-7-10	Won, 96-63

Away

116	at Hampton, 1-16-20	W, 116-95
109	at VMI, 1-31-07	Won, 109-76
107	at USC Upstate, 12-13-20	W, 107-77
101	at UNC Asheville, 2-9-17	Lost, 104-101
101	at Charleston Sou., 1-10-94	Won, 101-96
96	at High Point, 2-28-24	Lost, 100-96 OT
95	at USC Upstate, 1-26-22	Won, 95-91 OT
95	at Longwood, 1-24-18	Won, 95-78
94	at Coastal Carolina, 1-7-94	Lost, 103-94
93	at Presbyterian Col., 2-25-17	Won, 93-56
93	at UMBC, 1-25-93	Lost, 99-93
91	at Presbyterian College, 1-26-19	Lost, 99-91
90	at Gardner-Webb, 2-15-18	Won, 90-71
90	at Towson St., 2-23-95	Lost, 92-90
90	at UNC Asheville, 2-5-90	Won, 90-89
90	at Radford, 1-14-05	Won, 90-75

WINTHROP TEAM/INDIVIDUAL RECORDS

MISC. RECORDS

Most Games Played	39 (1980-81/31-8)
Most Wins	31 (1980-81)
Most Wins (D1 member)	29 (2006-07)
Fewest Wins	4 (1993-94)
Most Losses	23 (1993-94)
Fewest Losses	5 (2006-07)
Best Winning Percentage	.818 (29-5/2006-07)
Worst Winning Percentage	.148 (4-23/1993-94)
Most Home Wins	16 (2004-05)
Most Home Wins In Winthrop Coliseum	16 (2004-05)
Most Home Losses	11 (1991-92)
Most Home Losses In Winthrop Coliseum	11 (1991-92)
Most Road Wins	12 (1978-89/2006-07/2016-17)
Most Road Losses	13 (1993-94)
Longest Winning Streak	21 (2019-20 to 2020-21)
Longest Winning Streak (single-season)	19 (2006-07)
Longest Losing Streak	13 (1986-87)
Most Big South Wins	15 ('04-05/'16-17/'19-20)
Most Big South Losses	15 (1993-94)
Longest Winning Streak (Big South)	16 (2006-07/single-season)
Longest Winning Streak (Big South)	22 (2004-05 to 2005-06)
Longest Losing Streak (Big South)	10 (1993-94/single-season)
Longest Losing Streak (Big South)	14 (1993-94 to 1994-95)

SINGLE-GAME RECORDS (Team)

Most Points Scored	134, vs. Pfeiffer (11-13-18)
Largest Margin of Victory	97 vs. Johnson & Wales (12-7-96)
Largest Margin of Victory (D1 opponent)	44 vs. VMI (84-41/1-23-08)
Largest Margin of Defeat	57 vs. Seton Hall (106-49/12-29-90)
Largest Margin of Defeat (D1 member)	57 vs. Seton Hall (106-49/12-29-90)
Fewest Points Allowed	22 vs. Lander (11-16-81)
Most Points First Half	73 vs. Pfeiffer (11-13-18)
Most Point Second Half	71 vs. Morris (11-29-85)
Fewest Points Scored	23 vs. Col. of Charleston (2-26-93)
Fewest Points First Half	6 vs. Col. of Charleston (2-26-93)
Fewest Points Second Half	11 vs. Washington St. (3-20-08)
Fewest Points Against In A Half	8 vs. Col. of Charleston (2-26-93)
Most Field Goals Made	57 vs. Morris (11-29-85)
Most Field Goals Attempted	101 vs. Piedmont (11-24-78)
Best Field Goal Accuracy	.706 vs. USC-Aiken (36-51/1-17-82)
Most 3pt Field Goals Made	24 vs. Hiwassee (12-16-18)
Most 3pt Field Goals Attempted	55 vs. Hiwassee (12-16-18)
Best 3pt Field Goal Accuracy	.714 vs. Barton (10-14/12-2-04) D1 Opponent
	.643 vs. High Point (9-14/12-5-09)
Most Free Throws Made	39 vs. St. Francis (11-27-89)
Most Free Throws Attempted	50 vs. Campbell (12-30-20)
	50 at High Point (2-28-24)
Best Free Throw Accuracy	1.000 vs. Liberty (21-21/3-5-14)
	1.000 vs. Lander (13-13/2-20-85)
Most Rebounds	70 vs. Presbyterian College (2-11-80)
Most Offensive Rebounds*	28 at Coastal Carolina (12-2-23)
	28 vs. Piedmont (11-4-24)
Most Assists	37 vs. Newberry (2-17-90)
Most Steals	21 vs. Wofford College (1-31-80) vs. Morris (11-29-85)
	16 vs. Voorhees (2-16-81)
Most Blocked Shots	37 vs. Georgia State (12-30-95)
Most Personal Fouls	

SEASON RECORDS

Most Points	2,866 (1980-81)
Best Scoring Average	83.6 (1992-93/30 games)
Most Field Goals Made	1,161 (1978-79)
Most Field Attempts	2,415 (1978-79)
Best Field Goal Accuracy	.530 (1985-86)
Most 3pt Field Goals	372 (2018-19/30 games))
Best 3pt Field Goals Per Game Avg.	12.40 (2018-19/30 games)
Most 3pt Field Goals Attempted	997 (2018-19)
Best 3pt Field Goal Accuracy	.431 (1987-88)
Most Free Throws Made	646 (1980-81)
Most Free Throws Attempted	931 (1980-81)
Best Free Throw Accuracy	.749 (2015-16)
Most Rebounds	1,613 (1978-79)
Most Assists	818 (1978-79)
Most Steals	479 (1979-80)
Most Blocked Shots	174 (2016-17)
Most Personal Fouls	751 (1978-79)

* Indicates On Record

SINGLE-GAME RECORDS (Individual)

Most Points Scored	45-Melvin Branham vs. Charleston Sou. (1-10-94)
Most Field Goals Made	20-Fred McKinnon vs. Morris (11-25-85)
Most Field Goals Attempted	31-Fred McKinnon vs. Morris (11-25-85)
Best Field Goal Accuracy	1.000-Brian Pope (10-10) vs. Morris (1-6-84)
	Eddie Gay (10-10) vs. Coppin St. (11-23-91)
	Allen Washington (10-10) vs. Pfeiffer (2-5-86)
Most 3pt Field Goals Made	12-David McMahan vs. Coastal Carolina (1-15-96)
	Michael Jenkins vs. North Greenville (11-10-06)
Most 3pt Field Goals Attempted	21-LaShawn Coulter
Most Free Throws Made	18-Mark Hailey vs. Averett (11-26-91)
	James Shuler vs. High Point (2-23-06)
Most Free Throws Attempted	20-Mark Hailey vs. Averett (11-26-91)
Best Free Throw Accuracy	1.000-James Shuler (18-18) vs. High Point (2-23-06)
Most Rebounds	23-Allen Washington vs. Piedmont (11-30-85)
Most Assists	17-Rick Riese vs. Limestone (2-12-81)
Most Blocked Shots	7-Rick Riese vs. Limestone (2-12-81)
	Billy Houston vs. UNC Asheville (1-11-06)
Most Steals	13-Rick Riese vs. Limestone (2-12-81)

SINGLE-SEASON RECORDS (Individual)

Most Points Scored	875-Charles Brunson (1980-81)
Best Scoring Average	22.4-Charles Brunson (1980-81)
Most Field Goals Made	354-Charles Brunson (1980-81)
Most Field Goals Attempted	584-Ronnie Creamer (1978-79)
Best Field Goal Accuracy (<i>150 attempts</i>)	.657-Charles Brunson (113-172/1979-80)
Most 3pt Field Goals Made	102-Keon Johnson (2016-17)
Most 3pt Field Goal Attempts	255-Keon Johnson (2016-17)
Best 3pt Field Goal Accuracy (<i>35 made</i>)	.460-Charles Falden (40-87/2018-19)
Most Free Throws Made	171-Keon Johnson (2016-17)
Most Free Throws Attempted	235-Charles Brunson (1980-81)
Best Free Throw Accuracy (<i>80 made</i>)	.867-Mike Gaither (98-113/1981-82)
Most Rebounds	453-Charles Brunson (1980-81)
Most Assists	317-Rick Riese (1980-81)
Most Blocked Shots	72-Duby Okeke (2015-16)
Most Steals	208-Rick Riese (1979-80)
Most Minutes Played	1,374-Charles Brunson (1980-81)
Most Personal Fouls	139-Ronnie Creamer (1978-79)
Most Times Disqualified	14-Donnie Creamer (1978-79)
	Melvin Branham (1993-94)

WINTHROP ALL-TIME D1 TRIPLE-DOUBLES (on record)

Chandler Vaudrin	Mar. 1, 2021 vs. (8) High Point (10 points, 12 rebounds, 10 assists)
Chandler Vaudrin	Dec. 30, 2020 vs. Campbell (10 points, 13 rebounds, 10 assists)
Chandler Vaudrin	Dec. 13, 2020 at USC Upstate (13 points, 11 rebounds, 14 assists)
Chandler Vaudrin	Jan. 2, 2020 vs. Longwood (10 points, 12 rebounds, 11 assists)
Xavier Cooks	Dec. 2, 2017 vs. Reinhardt (11 points, 15 rebounds, 11 assists)

20-WIN SEASONS

SEASON (NCAA D1)	SEASON ENDED WITH...	FINAL RECORD
29--2006-07	(NCAA Tourney - W, 74-64, (6) Notre Dame)	29-5
	(NCAA 2nd Rnd - L, 75-61, (3) Oregon)	26-7
27--2004-05	(NCAA Tourney - L, 74-64, (3) Gonzaga)	27-6
26--2016-17	(NCAA Tourney - L, 76-64, (3) Butler)	26-7
24--2019-20	(Big South Champions - NCAA Tourney canceled (COVID19)	24-10
23--2020-21	(NCAA Tourney - L, 73-63, (5) Villanova)	23-2
23--2021-22	(Big South Tournament Final - L, 79-58)	23-9
23--2015-16	(Big South Tournament Final - L, 77-68)	23-9
23--2005-06	(NCAA Tourney - L, 63-61, (2) Tennessee)	23-8
22--2007-08	(NCAA Tourney - L, 71-40, (4) Washington State)	22-12
21--1999-00	(NCAA Tourney - L, 74-50, (3) Oklahoma)	21-9
21--1998-99	(NCAA Tourney - L, 80-41, (1) Auburn)	21-8
20--2013-14	(Big South Tournament Final - L, 76-61)	20-13
20--2002-03	(Big South Tournament Semi-Finals - L, 81-80 OT, UNCA)	20-10
20--1985-86	(Big South Tournament Semi-Finals - L, 87-79)	20-9

WINTHROP ALL-TIME SERIES VS. HIGH POINT

DATE	Home/Away/Neutral	Won/Lost	Series Record	BSC Record
Jan. 16, 1999	Home	Won, 74-66	1-0	
Feb. 6, 1999	Away	Won, 86-68	2-0	
Jan. 22, 2000	Home	Won, 75-57	3-0	1-0
Feb. 12, 2000	Away	Won, 60-55	4-0	2-0
Jan. 17, 2001	Away	Won, 67-56	5-0	3-0
Feb. 7, 2001	Home	Won, 74-54	6-0	4-0
Jan. 21, 2002	Away	Won, 83-75	7-0	5-0
Jan. 29, 2002	Home	Won, 81-71	8-0	6-0
Mar. 2, 2002	Neutral (BSC Final)	Won, 70-48	9-0	
Jan. 31, 2003	Home	Won, 84-59	10-0	7-0
Feb. 15, 2003	Away	Won, 86-70	11-0	8-0
Mar. 4, 2003	Neutral (BSCT 1st)	Won, 80-64	12-0	
Jan. 8, 2004	Away	Lost, 77-62	12-1	8-1
Feb. 11, 2004	Home	Won, 78-67	13-1	9-1
Feb. 8, 2005	Away	Won, 72-55	14-1	10-1
Feb. 19, 2005	Home	Won, 74-66	15-1	11-1
Jan. 21, 2006	Away	Won, 70-67	16-1	12-1
Feb. 23, 2006	Home	Won, 94-78	17-1	13-1
Mar. 2, 2006	Home (BSCT Semis)	Won, 77-65	18-1	
Jan. 25, 2007	Away	Won, 64-63	19-1	14-1
Feb. 20, 2007	Home	Won, 72-60	20-1	15-1
Jan. 12, 2008	Away	Lost, 62-61	20-2	15-2
Feb. 9, 2008	Home	Won, 62-54	21-2	16-2
Mar. 6, 2008	Neutral (BSCT Semis)	Won, 61-53	22-2	
Jan. 7, 2009	Home	Lost, 42-40	22-3	16-3
Feb. 11, 2009	Away	Lost, 63-56	22-4	16-4
Dec. 12, 2009	Home	Won, 82-68	23-4	17-4
Feb. 25, 2010	Away	Lost, 71-66	23-5	17-5
Jan. 22, 2011	Home	Won, 77-49	24-5	18-5
Feb. 15, 2011	Away	Lost, 70-69 (2OT)	24-7	8-6
Jan. 12, 2012	Away	Lost, 64-54	24-7	18-7
Jan. 28, 2012	Home	Lost, 52-47	24-8	18-8
Jan. 5, 2013	Home	Lost, 74-61	24-9	18-9
Feb. 1, 2014	Away	Lost, 65-64	24-10	18-10
Mar. 7, 2014	Neutral (BSCT Quarters)	Won, 62-60	25-10	
Jan. 3, 2015	Home	Lost, 90-87 (2OT)	25-11	18-11
Feb. 11, 2015	Away	Lost, 73-72	25-12	18-12
Jan. 14, 2016	Home	Won, 86-66	26-12	19-12
Feb. 25, 2016	Away	Lost, 87-85	26-13	19-13
Jan. 4, 2017	Away	Won, 80-74	27-13	20-13
Jan. 28, 2017	Home	Lost, 83-80 (OT)	27-14	20-14
Dec. 30, 2017	Home	Won, 76-60	28-14	21-14
Feb. 10, 2018	Away	Won, 82-70	29-14	22-14
Jan. 12, 2019	Home	Won, 80-63	30-14	23-14
Jan. 8, 2020	Away	Won, 79-57	31-14	24-14
Feb. 29, 2020	Home	Won, 84-76	32-14	25-14
Feb. 18, 2021	Away	Won, 76-70	33-14	26-14
Feb. 19, 2021	Away	Won, 71-63	34-14	27-14
Mar. 1, 2021	Home (BSCT Quarterfinals)	Won, 83-54	35-14	
Jan. 24, 2022	Away	Lost, 65-56	35-15	27-15
Mar. 4, 2022	Neutral (BSCT Quarterfinals)	Won, 68-51	36-15	
Jan. 18, 2023	Away	Lost, 71-66	36-16	27-16
Feb. 25, 2023	Home	Won, 84-78	37-16	28-16
Jan. 27, 2024	Home	Lost, 83-81	37-17	28-17
Feb. 28, 2024	Away	Lost, 100-96 (OT)	37-18	28-18
Jan. 25, 2025	Away	Lost, 84-62	37-19	28-19

Home Record: 19-6

Away Record: 13-13

Neutral Record: 5-0

Overtime: 0-4

RECORD WHEN WINTHROP SCORES...

90-plus: 1-1
80-89: 15-4
70-79: 15-4
60-69: 6-7
50-59: 0-2
40-49: 0-1

vs. HPU by Month...

December: 2-0
January: 13-12
February: 15-7
March: 7-0

Games Decided By...

1-point: 1-4
2-points: 1-3
1-5: 3-13
6-10: 12-3
11-19: 14-2
20-plus: 8-1

Last Meeting (1/25/25) | Qubein Center (High Point, N.C.)



Official Basketball Box Score - Final

Winthrop at High Point

01/25/25 Qubein Center, High Point, N.C.

2024-25 Men's Basketball

Game Time: 2:00 PM

Game Duration: 2:02

Attendance: 4,623

Officials: Kendall Pike, Sean Lineberger, Anthony Franklin

Winthrop - 62

Record: 13-9 (3-4)

NO.	Name		Min	FG			3P			FT			Rebounds			Fouls		TP	AS	TO	ST	Blocks		+/-
				M-A	M-A	M-A	M-A	M-A	M-A	M-A	M-A	M-A	OR	DR	TOT	PF	FD					BS	BA	
4	Kelton Talford	F	24:48	4-5	0-0	5-8	2	4	6	4	6	13	2	2	0	0	0	0	0	0	0	0	0	-11
12	K.J. Doucet	F	25:13	4-11	1-3	0-3	0	3	3	5	5	9	2	3	0	1	1	2	3	0	1	1	1	-7
3	Paul Jones III	G	22:36	2-8	1-7	1-2	0	1	1	1	2	6	1	0	1	1	2	6	1	0	1	0	0	-21
10	Nick Johnson	G	31:38	3-8	2-4	2-3	1	1	2	3	2	10	0	0	1	1	0	10	0	0	1	1	0	-20
11	Kasen Harrison	G	30:03	4-10	3-4	3-4	0	2	2	1	3	14	2	2	0	0	1	14	2	2	0	0	1	-13
55	Bryce Baker		19:01	1-5	0-3	0-0	0	3	3	0	0	2	0	1	1	1	0	2	0	1	1	1	0	-10
1	Isaiah Wilson		15:14	0-1	0-1	4-4	0	2	2	0	4	4	2	1	2	0	4	4	2	1	2	0	0	-7
5	Yoro Diallo		05:23	0-0	0-0	0-0	0	1	1	2	0	0	0	0	1	2	0	0	0	0	1	0	0	-5
21	Tai Hamilton		04:23	0-0	0-0	0-0	1	0	1	2	1	0	0	0	1	2	1	0	0	0	0	0	0	-6
51	Logan Duncomb		10:25	1-3	0-0	0-0	1	0	1	1	0	2	1	0	1	1	0	2	1	0	1	0	0	-5
15	Tommy Kamarad		05:56	0-1	0-1	2-2	0	2	2	3	1	2	0	2	2	3	1	2	0	0	1	1	0	-4
2	Ryan Jolly		05:20	0-1	0-1	0-0	0	1	1	1	0	0	0	1	1	1	0	0	0	0	0	0	0	-1
Team							1	1	2			0						0						
Totals				19-53	7-24	17-26	6	21	27	23	24	62	10	9	8	4	2		10	9	8	4	2	-22

Shooting By Period

1 st	FG%	8-28	28.6%
	3PT%	4-14	28.6%
	FT%	5-10	50%
2 nd	FG%	11-25	44.0%
	3PT%	3-10	30.0%
	FT%	12-16	75%
GM	FG%	19-53	35.8%
	3PT%	7-24	29.2%
	FT%	17-26	65.4%

Dead Ball Rebounds: 2, 0

Technical Fouls: Doucet 2nd 13:00

High Point - 84

Record: 18-5 (6-2)

NO.	Name		Min	FG			3P			FT			Rebounds			Fouls		TP	AS	TO	ST	Blocks		+/-
				M-A	M-A	M-A	M-A	M-A	M-A	M-A	M-A	M-A	OR	DR	TOT	PF	FD					BS	BA	
5	Kimani Hamilton	F	22:26	5-9	1-1	3-3	2	2	4	3	6	14	0	2	1	0	1	14	0	2	1	0	1	20
21	Juslin Bodo Bodo	F	21:35	2-4	0-0	6-8	5	7	12	3	6	10	1	1	0	1	1	10	1	1	0	1	1	16
1	Kezza Giffa	G	24:50	5-8	0-0	4-7	0	3	3	4	5	14	5	2	0	0	2	14	5	2	0	0	2	13
2	Chase Johnston	G	16:49	1-3	1-3	0-0	0	2	2	2	0	3	0	1	1	0	0	3	0	1	1	0	0	9
4	D'Maurian Williams	G	25:12	5-10	1-5	2-2	1	4	5	3	1	13	1	2	1	0	0	13	1	2	1	0	0	13
3	Trae Benham		18:33	0-3	0-3	0-0	1	3	4	3	0	0	2	0	0	0	0	0	2	0	0	0	0	8
10	Simon Hildebrandt		15:30	3-6	1-2	0-2	1	5	6	1	1	7	0	1	0	1	1	7	0	1	0	1	0	5
55	Bobby Pettiford		14:34	2-3	0-0	0-1	0	2	2	2	1	4	2	1	0	0	0	4	2	1	0	0	0	11
11	Abdoulaye Thiam		18:00	4-5	3-4	0-1	0	0	0	1	1	11	0	2	0	0	0	11	0	2	0	0	0	13
0	Terry Anderson		17:10	3-3	2-2	0-1	1	2	3	3	1	8	1	2	1	0	0	8	1	2	1	0	0	2
19	Josh Ibukunoluwa		02:57	0-0	0-0	0-0	0	1	1	0	0	0	0	1	1	0	0	0	0	0	0	0	0	1
7	Titas Sargiunas		02:24	0-1	0-1	0-0	0	0	0	0	0	0	0	0	0	0	0	0	0	0	0	0	0	-1
Team							1	4	5			0						0						
Totals				30-55	9-21	15-25	12	35	47	25	22	84	12	14	4	2	4		12	14	4	2	4	22

Shooting By Period

1 st	FG%	19-33	57.6%
	3PT%	6-11	54.5%
	FT%	3-7	42.9%
2 nd	FG%	11-22	50.0%
	3PT%	3-10	30.0%
	FT%	12-18	66.7%
GM	FG%	30-55	54.5%
	3PT%	9-21	42.9%
	FT%	15-25	60.0%

Dead Ball Rebounds: 2, 0

Technical Fouls: Anderson 2nd 13:00

	WIN	HPU
Biggest lead	3 (1 st 19:35)	31 (2 nd 11:53)
Best Scoring Run	5 (2 nd 4:45)	11 (1 st 13:37)
Lead Changes	3	
Times Tied	0	
Time with Lead	01:52	37:43

Points from	WIN	HPU
Turnovers	8	12
Paint	24	34
Second Chance	6	19
Fast Breaks	8	6
Bench	10	30

Period by Period Scoring			
	1st	2nd	TOT
WIN	25	37	62
HPU	47	37	84

2024-25 COMBINED STATS

2024-25 Winthrop MBB Statistics Winthrop Combined Team Statistics (as of Feb 12, 2025) All games

RECORD:	OVERALL	HOME	AWAY	NEUTRAL
ALL GAMES	18-9	15-1	3-8	0-0
CONFERENCE	8-4	6-0	2-4	0-0
NON-CONFERENCE	10-5	9-1	1-4	0-0

#	Player	gp-gs	min	avg	Total		3-Point		F-Throw		Rebounds				pf	dq	a	to	blk	stl	pts	avg
					fg-fga	fg%	3fg-fga	3fg%	ft-fa	ft%	off	def	tot	avg								
04	TALFORD, Kelton	27-27	735	27.2	158-243	.650	0-1	.000	123-182	.676	88	120	208	7.7	65	1	26	48	20	30	439	16.3
12	DOUCET, K.J.	27-26	653	24.2	122-237	.515	27-73	.370	93-141	.660	41	109	150	5.6	83	6	27	62	6	21	364	13.5
11	HARRISON, Kasen	27-27	799	29.6	127-253	.502	15-38	.395	89-123	.724	4	55	59	2.2	51	0	105	46	4	31	358	13.3
10	JOHNSON, Nick	27-20	740	27.4	101-233	.433	32-94	.340	109-153	.712	20	59	79	2.9	70	3	42	50	12	38	343	12.7
03	JONES III, Paul	27-17	553	20.5	76-201	.378	49-151	.325	20-31	.645	14	64	78	2.9	45	1	12	18	3	10	221	8.2
55	BAKER, Bryce	27-5	511	18.9	59-159	.371	45-130	.346	9-13	.692	16	74	90	3.3	28	0	19	23	5	17	172	6.4
02	JOLLY, Ryan	25-6	301	12.0	30-73	.411	13-44	.295	21-25	.840	6	13	19	0.8	17	0	23	20	1	16	94	3.8
15	KAMARAD, Tommy	24-7	287	12.0	28-70	.400	11-48	.229	15-29	.517	16	45	61	2.5	36	1	10	10	9	14	82	3.4
51	DUNCOMB, Logan	17-0	133	7.8	15-33	.455	0-0	.000	18-25	.720	17	25	42	2.5	22	0	1	9	7	5	48	2.8
21	HAMILTON, Tai	25-0	215	8.6	18-36	.500	0-0	.000	18-32	.563	29	37	66	2.6	46	2	4	10	22	10	54	2.2
01	WILSON, Isaiah	26-0	310	11.9	14-39	.359	7-19	.368	20-28	.714	2	19	21	0.8	40	0	51	26	1	14	55	2.1
05	DIALLO, Yoro	25-0	177	7.1	21-39	.538	1-6	.167	9-20	.450	18	26	44	1.8	33	0	10	16	4	16	52	2.1
14	VAN BIBBER, Noah	7-0	37	5.3	4-16	.250	4-14	.286	0-0	.000	1	4	5	0.7	2	0	0	1	0	0	12	1.7
08	CHRISTY, Cam	6-0	12	2.0	2-8	.250	0-2	.000	1-2	.500	2	3	5	0.8	2	0	1	1	0	0	5	0.8
22	HARRISON, Henry	6-0	12	2.0	1-7	.143	0-6	.000	0-0	.000	0	1	1	0.2	1	0	1	0	0	0	2	0.3
Team											67	51	118				9					
Total.....		27	5475		776-1647	.471	204-626	.326	545-804	.678	341	705	1046	38.7	541	14	332	349	94	222	2301	85.2
Opponents.....		27	5475		724-1657	.437	222-632	.351	440-608	.724	318	677	995	36.9	653	28	341	406	115	186	2110	78.1

TEAM STATISTICS	WINTHROP	OPP	Date	Opponent	Score	Att.
SCORING	2301	2110	11/04/24	PIEDMONT	w 125-65	1246
Points per game	85.2	78.1	11/09/24	LITTLE ROCK	w 82-67	2078
Scoring margin	+7.1	-	11/11/24	at Virginia Tech	L 52-58	4157
FIELD GOALS-ATT	776-1647	724-1657	11/15/24	WILLIAM & MARY	w 86-85	1324
Field goal pct	.471	.437	11/16/24	GA. SOUTHERN	L 87-89	1597
3 POINT FG-ATT	204-626	222-632	11/17/24	N.C. CENTRAL	w 77-75	1390
3-point FG pct	.326	.351	11/22/24	at Louisville	L 61-76	12462
3-pt FG made per game	7.6	8.2	11/25/24	LIU	w 87-65	1119
FREE THROWS-ATT	545-804	440-608	11/27/24	AVERETT	w 99-56	1289
Free throw pct	.678	.724	12/03/24	at Queens (NC)	w 86-78	575
F-Throws made per game	20.2	16.3	12/07/24	COASTAL CAROLINA	w 96-89	1798
REBOUNDS	1046	995	12/12/24	BOB JONES	w 103-55	1328
Rebounds per game	38.7	36.9	12/17/24	at Florida St.	L 64-82	4354
Rebounding margin	+1.9	-	12/21/24	MERCER	w 102-97	1587
ASSISTS	332	341	12/29/24	at Indiana	L 68-77	14499
Assists per game	12.3	12.6	* 01/02/25	USC UPSTATE	w 95-76	1448
TURNOVERS	349	406	* 01/04/25	at Radford	L 67-87	916
Turnovers per game	12.9	15.0	* 01/08/25	at Gardner-Webb	L 83-89	625
Turnover margin	+2.1	-	* 01/11/25	LONGWOOD	w 95-76	2004
Assist/turnover ratio	1.0	0.8	* 01/15/25	CHARLESTON SO.	Wo3 102-97	1667
STEALS	222	186	* 01/18/25	at UNC Asheville	L 84-93	1812
Steals per game	8.2	6.9	* 01/25/25	at High Point	L 62-84	4623
BLOCKS	94	115	* 01/29/25	PRESBYTERIAN	w 76-67	1884
Blocks per game	3.5	4.3	* 02/01/25	GARDNER-WEBB	w 96-93	2217
ATTENDANCE	25885	45241	* 02/05/25	at Charleston So.	w 83-65	850
Home games-Avg/Game	16-1618	11-4113	* 02/08/25	at USC Upstate	w 105-95	368
Neutral site-Avg/Game	-	0-0	* 02/12/25	RADFORD	w 78-74	1909

Score by Periods	1st	2nd	OT	OT2	OT3	Totals
Winthrop	1037	1233	10	9	12	2301
Opponents	984	1100	10	9	7	2110

* = Conference game

2024-25 TEAM GAME-BY-GAME

2024-25 Winthrop MBB Statistics Winthrop Team Game-by-Game (as of Feb 12, 2025) All games

TEAM STATISTICS

Opponent	Date	Score		Total		3-Pointers		Free throws		Rebounds				pf	a	t/o	blk	stl	pts	avg
				fg-fga	pct	3fg-fga	pct	ft-fta	pct	off	def	tot	avg							
PIEDMONT	11/04/24	125-65	W	46-88	.523	13-40	.325	20-28	.714	28	35	63	63.0	14	20	9	6	10	125	125.0
LITTLE ROCK	11/09/24	82-67	W	23-55	.418	9-27	.333	27-42	.643	21	31	52	57.5	23	14	22	2	14	82	103.5
at Virginia Tech	11/11/24	52-58	L	20-58	.345	5-32	.156	7-13	.538	11	21	32	49.0	17	8	11	3	2	52	86.3
WILLIAM & MARY	11/15/24	86-85	W	29-65	.446	8-24	.333	20-31	.645	12	23	35	45.5	24	10	11	4	14	86	86.2
GA. SOUTHERN	11/16/24	87-89	L	24-51	.471	3-16	.188	36-49	.735	7	34	41	44.6	21	5	20	3	9	87	86.4
N.C. CENTRAL	11/17/24	77-75	W	26-54	.481	6-21	.286	19-26	.731	13	24	37	43.3	17	10	15	3	7	77	84.8
at Louisville	11/22/24	61-76	L	22-70	.314	6-29	.207	11-22	.500	19	22	41	43.0	23	8	19	0	10	61	81.4
LIU	11/25/24	87-65	W	31-61	.508	6-20	.300	19-32	.594	13	27	40	42.6	20	16	10	10	12	87	82.1
AVERETT	11/27/24	99-56	W	29-64	.453	11-28	.393	30-41	.732	16	27	43	42.7	19	17	8	2	11	99	84.0
at Queens (NC)	12/03/24	86-78	W	30-61	.492	5-18	.278	21-34	.618	14	29	43	42.7	22	10	13	7	6	86	84.2
COASTAL CAROLINA	12/07/24	96-89	W	29-53	.547	7-17	.412	31-40	.775	7	21	28	41.4	21	11	5	2	7	96	85.3
BOB JONES	12/12/24	103-55	W	38-65	.585	12-28	.429	15-20	.750	20	36	56	42.6	11	23	19	3	8	103	86.8
at Florida St.	12/17/24	64-82	L	20-68	.294	9-36	.250	15-23	.652	14	18	32	41.8	19	10	15	3	7	64	85.0
MERCER	12/21/24	102-97	W	31-57	.544	11-23	.478	29-48	.604	11	32	43	41.9	20	18	17	5	8	102	86.2
at Indiana	12/29/24	68-77	L	24-64	.375	6-23	.261	14-20	.700	12	27	39	41.7	22	8	11	2	6	68	85.0
USC UPSTATE	01/02/25	95-76	W	34-56	.607	6-19	.316	21-31	.677	12	26	38	41.4	16	11	12	1	7	95	85.6
at Radford	01/04/25	67-87	L	21-59	.356	3-17	.176	22-29	.759	14	15	29	40.7	22	3	8	2	9	67	84.5
at Gardner-Webb	01/08/25	83-89	L	29-54	.537	4-17	.235	21-38	.553	10	18	28	40.0	19	9	9	7	8	83	84.4
LONGWOOD	01/11/25	95-76	W	34-60	.567	14-29	.483	13-20	.650	10	28	38	39.9	20	14	14	1	8	95	85.0
CHARLESTON SO.	01/15/25	102-97	Wot	37-79	.468	7-21	.333	21-37	.568	11	37	48	40.3	36	14	13	5	8	102	85.8
at UNC Asheville	01/18/25	84-93	L	30-56	.536	10-23	.435	14-22	.636	9	21	30	39.8	20	15	17	2	8	84	85.8
at High Point	01/25/25	62-84	L	19-53	.358	7-24	.292	17-26	.654	6	21	27	39.2	23	10	9	4	8	62	84.7
PRESBYTERIAN	01/29/25	76-67	W	26-56	.464	5-20	.250	19-26	.731	13	29	42	39.3	15	10	12	3	10	76	84.3
GARDNER-WEBB	02/01/25	96-93	W	32-59	.542	6-18	.333	26-40	.650	9	21	30	39.0	20	14	10	2	9	96	84.8
at Charleston So.	02/05/25	83-65	W	33-65	.508	7-19	.368	10-12	.833	11	32	43	39.1	18	16	12	5	5	83	84.7
at USC Upstate	02/08/25	105-95	W	33-61	.541	8-20	.400	31-35	.886	9	28	37	39.0	19	17	13	3	7	105	85.5
RADFORD	02/12/25	78-74	W	26-55	.473	10-17	.588	16-19	.842	9	22	31	38.7	20	11	15	4	4	78	85.2
Winthrop		2301		776-1647	.471	204-626	.326	545-804	.678	341	705	1046	38.7	541	332	349	94	222	2301	85.2
Opponents		2110		724-1657	.437	222-632	.351	440-608	.724	318	677	995	36.9	653	341	406	115	186	2110	78.1

Games played: 27
Points/game: 85.2
FG Pct: 47.1
3FG Pct: 32.6
FT Pct: 67.8

Rebounds/game: 38.7
Assists/game: 12.3
Turnovers/game: 12.9
Assist/turnover ratio: 1.0
Steals/game: 8.2
Blocks/game: 3.5

2024-25 BIG SOUTH ONLY STATS

2024-25 Winthrop MBB Statistics Winthrop Combined Team Statistics (as of Feb 12, 2025) Conference games only

RECORD:	OVERALL	HOME	AWAY	NEUTRAL
ALL GAMES	8-4	6-0	2-4	0-0
CONFERENCE	8-4	6-0	2-4	0-0
NON-CONFERENCE	0-0	0-0	0-0	0-0

#	Player	gp-gs	min	avg	Total		3-Point		F-Throw		Rebounds				pf	dq	a	to	blk	stl	pts	avg
					fg-fga	fg%	3fg-fga	3fg%	ft-fa	ft%	off	def	tot	avg								
04	TALFORD, Kelton	12-12	340	28.3	82-108	.759	0-1	.000	53-78	.679	35	58	93	7.8	24	0	17	27	7	11	217	18.1
10	JOHNSON, Nick	12-11	372	31.0	54-121	.446	15-43	.349	56-79	.709	8	33	41	3.4	32	1	18	22	5	16	179	14.9
11	HARRISON, Kasen	12-12	366	30.5	57-120	.475	7-15	.467	33-50	.660	2	15	17	1.4	22	0	54	17	1	10	154	12.8
12	DOUCET, K.J.	12-11	280	23.3	51-100	.510	11-30	.367	41-59	.695	15	43	58	4.8	41	5	11	26	4	9	154	12.8
03	JONES III, Paul	12-7	255	21.3	36-91	.396	22-65	.338	6-10	.600	2	28	30	2.5	26	1	3	5	3	6	100	8.3
55	BAKER, Bryce	12-0	211	17.6	21-53	.396	15-41	.366	5-6	.833	6	21	27	2.3	10	0	5	8	2	7	62	5.2
15	KAMARAD, Tommy	9-2	108	12.0	12-24	.500	6-17	.353	7-11	.636	3	21	24	2.7	19	1	4	3	4	7	37	4.1
51	DUNCOMB, Logan	10-0	93	9.3	11-22	.500	0-0	.000	11-15	.733	14	16	30	3.0	12	0	1	4	6	5	33	3.3
01	WILSON, Isaiah	12-0	181	15.1	9-22	.409	5-10	.500	12-16	.750	1	11	12	1.0	22	0	19	11	0	6	35	2.9
02	JOLLY, Ryan	10-5	122	12.2	10-29	.345	5-19	.263	2-3	.667	1	6	7	0.7	9	0	10	8	1	7	27	2.7
05	DIALLO, Yoro	12-0	78	6.5	8-13	.615	1-2	.500	2-2	1.000	6	10	16	1.3	17	0	2	5	1	5	19	1.6
21	HAMILTON, Tai	10-0	64	6.4	3-9	.333	0-0	.000	3-6	.500	8	12	20	2.0	13	1	0	3	5	2	9	0.9
22	HARRISON, Henry	1-0	1	1.0	0-0	.000	0-0	.000	0-0	.000	0	1	1	1.0	0	0	0	0	0	0	0	0.0
08	CHRISTY, Cam	1-0	1	1.0	0-0	.000	0-0	.000	0-0	.000	0	0	0	0.0	1	0	0	0	0	0	0	0.0
14	VAN BIBBER, Noah	1-0	3	3.0	0-1	.000	0-1	.000	0-0	.000	0	0	0	0.0	0	0	0	1	0	0	0	0.0
Team											22	23	45				4					
Total.....		12	2475		354-713	.496	87-244	.357	231-335	.690	123	298	421	35.1	248	9	144	144	39	91	1026	85.5
Opponents.....		12	2475		337-742	.454	100-265	.377	222-288	.771	141	308	449	37.4	282	12	148	160	42	78	996	83.0

TEAM STATISTICS	WINTHROP	OPP	Date	Opponent	Score	Att.
SCORING	1026	996	* 01/02/25	USC UPSTATE	w 95-76	1448
Points per game	85.5	83.0	* 01/04/25	at Radford	L 67-87	916
Scoring margin	+2.5	-	* 01/08/25	at Gardner-Webb	L 83-89	625
FIELD GOALS-ATT	354-713	337-742	* 01/11/25	LONGWOOD	w 95-76	2004
Field goal pct	.496	.454	* 01/15/25	CHARLESTON SO.	w 102-97	1667
3 POINT FG-ATT	87-244	100-265	* 01/18/25	at UNC Asheville	L 84-93	1812
3-point FG pct	.357	.377	* 01/25/25	at High Point	L 62-84	4623
3-pt FG made per game	7.3	8.3	* 01/29/25	PRESBYTERIAN	w 76-67	1884
FREE THROWS-ATT	231-335	222-288	* 02/01/25	GARDNER-WEBB	w 96-93	2217
Free throw pct	.690	.771	* 02/05/25	at Charleston So.	w 83-65	850
F-Throws made per game	19.3	18.5	* 02/08/25	at USC Upstate	w 105-95	368
REBOUNDS	421	449	* 02/12/25	RADFORD	w 78-74	1909
Rebounds per game	35.1	37.4	* = Conference game			
Rebounding margin	-2.3	-				
ASSISTS	144	148				
Assists per game	12.0	12.3				
TURNOVERS	144	160				
Turnovers per game	12.0	13.3				
Turnover margin	+1.3	-				
Assist/turnover ratio	1.0	0.9				
STEALS	91	78				
Steals per game	7.6	6.5				
BLOCKS	39	42				
Blocks per game	3.3	3.5				
ATTENDANCE	11129	9194				
Home games-Avg/Game	6-1855	6-1532				
Neutral site-Avg/Game	-	0-0				

Score by Periods	1st	2nd	OT	OT2	OT3	Totals
Winthrop	441	554	10	9	12	1026
Opponents	448	522	10	9	7	996

WINTHROP BASKETBALL

↳ TRADITION RICH PROGRAM ↵

~NCAA D1 Member since 1985~

- 13 Big South Conference Championships (most in conference history)
- 11 NCAA Tournament Appearances (most in conference history and all in the last 22 years)
- Most 20-win seasons in Big South history (14)
- Eight seasons with 23 or more wins and a Big South record 29 wins in 2006-07
- Most wins all-time by Big South member (675) and most league wins all-time (358)
- Only Big South member to earn an 11, 12, 13 and 14 seed in NCAA Tournament
- First Big South member to win an NCAA Tournament game (defeated 6th seeded Notre Dame 74-64 in 2007)
- Big South record 55 conference tournament wins
- Big South record 18 conference championship game appearances
- 23 winning seasons out of 36 NCAA D1 seasons
- Notable Non-Conference Wins (ACC-Clemson (2), Georgia Tech, Miami, Wake Forest/Big East- Providence, Marquette, Notre Dame/Big 10-Illinois/Big 12-Missouri/PAC 12-Washington/SEC-Georgia, Mississippi State, Auburn/Mid-Majors-ODU, Missouri State, Saint Mary's (Ca.), MTSU, at Little Rock/Independent-Miami)
- Three AP All-America selections (Greg Lewis, Keon Johnson, Xavier Cooks)
- 50 All-League selections, 38 All-Tournament Team selections
- Eagles have two of the Top 5 winningest coaches in the history of the league as Gregg Marshall has 194 (2nd) and Pat Kelsey currently has 186 (4th)
- Both are also in the Top 4 for conference wins all-time as Kelsey has 110 (2nd) and Marshall is 4th with 104



WINTHROP

B A S K E T B A L L



Isaiah Wilson

Guard / 6-1 / 170 / Sr.
Pittsburgh, Pa.
(Richmond)

1

EXTRA DRIBBLE

- Has three assists in three of the last four games and has multiple assists in six of the last eight
- Has come off the bench in all 12 conference games averaging 2.9 ppg, 1.0 rpg and 1.6 apg
- Solid minutes off the bench (15) at High Point finishing with four points, two rebounds, two assists, and two steals
- Has 12 games with multiple assists and eight games with three or more
- Led the team in assists off the bench with five vs. Mercer
- Came off the bench vs. Bob Jones to lead the team with five assists
- Dished out a career-best six assists in the season-opener vs. Piedmont
- Missed most of 2023-24 with an injury after missing most of 2022-23
- Played five games in 2024-25 before the injury and played in seven games in 2022-23
- Played a career-high 37 minutes at Mercer on Nov. 19, 2022 and finished with a career-best free throws made (7) and free throws attempted (8)
- Transferred from Richmond after two seasons
- As a sophomore he appeared in 33 games for the Spiders with 15 starts for a team that won the Atlantic-10 Championship and advanced in the NCAA Tournament
- In 2021-22 he set a career-high for steals in a single-season with 19
- As a freshman he appeared in 20 games with two starts
- In his first A-10 Tournament he was 5-for-11 from three
- Played last two years of high school for First Love Christian Acad-emy, leading the team to a 2020 National Christian School Athletic Association national championship semifinals
- No. 5 recruit in Pennsylvania's Class of 2020 by 247Sports.com
- No. 35 point guard recruit in Class of 2020 by 247Sports.com
- Began high school career at North Catholic, helping them to Western Pennsylvania Interscholastic Athletic League titles in 2016 and 2017

CAREER HONORS

CAREER HIGHS				BIG SOUTH			
Points	10	two times		Points	5	two times	
Minutes	37	at Mercer (11/19/22)		Minutes	22	Radford (2/12/25)	
FGM	4	Georgia St. (11/16/21)		FGM	2	two times	
FGA	7	two times		FGA	4	at UNC Asheville (1/18/25)	
3PTFGM	2	four times		3PTFGM	1	four times	
3PTFGA	3	four times		3PTFGAs	1	six times	
FTM	7	at Mercer (11/19/22)		FTM	4	at High Point (1/25/25)	
FTA	8	at Mercer (11/19/22)		FTA	4	two times	
Rebounds	6	at Drake (11/20/21)		Rebounds	5	Charleston Sou. (1/15/25)	
Assists	6	Piedmont (11/4/24)		Assists	3	three times	
Blocks	1	two times		Blocks			
Steals	3	four times		Steals	2	at High Point (1/25/25)	
Turnovers	4	two times		Turnovers	2	two times	

Opponent	Date	qs	min	Total		3-Pointers		Free throws		Rebounds											
				fg-fga	pct	3fg-fga	pct	ft-fga	pct	off	def	tot	avg	pf	a	t/o	blk	stl	pts	avg	
PIEDMONT	11/04/24		12	0-2	.000	0-1	.000	0-0	.000	0	2	2	2.0	2	6	0	0	2	0	0.0	
LITTLE ROCK	11/09/24		7	0-0	.000	0-0	.000	0-0	.000	0	0	0	1.0	2	0	2	0	1	0	0.0	
at Virginia Tech	11/11/24		6	0-0	.000	0-0	.000	0-0	.000	0	1	1	1.0	0	0	1	0	0	0	0.0	
WILLIAM & MARY	11/15/24		5	0-1	.000	0-1	.000	0-0	.000	0	0	0	0.8	0	1	2	0	0	0	0.0	
N.C. CENTRAL	11/17/24		3	0-1	.000	0-1	.000	0-0	.000	1	0	1	0.8	0	1	0	0	0	0	0.0	
at Louisville	11/22/24		7	0-1	.000	0-1	.000	0-0	.000	0	0	0	0.7	2	1	1	0	1	0	0.0	
LIU	11/25/24		11	0-0	.000	0-0	.000	5-6	.833	0	0	0	0.6	4	3	3	0	1	5	0.7	
AVERETT	11/27/24		12	0-2	.000	0-1	.000	2-2	1.000	0	1	1	0.6	1	4	1	0	1	2	0.9	
at Queens (NC)	12/03/24		12	1-2	.500	0-1	.000	0-0	.000	0	0	0	0.6	1	2	2	1	0	2	1.0	
COASTAL CAROLINA	12/07/24		11	0-1	.000	0-1	.000	0-0	.000	0	1	1	0.6	0	1	0	0	0	0	0.9	
BOB JONES	12/12/24		17	3-4	.750	2-2	1.000	0-0	.000	0	0	0	0.5	1	5	0	0	1	8	1.5	
at Florida St.	12/17/24		11	1-2	.500	0-0	.000	1-2	.500	0	1	1	0.6	4	2	0	0	0	3	1.7	
MERCER	12/21/24		9	0-1	.000	0-0	.000	0-0	.000	0	2	2	0.7	0	5	2	0	1	0	1.5	
at Indiana	12/29/24		6	0-0	.000	0-0	.000	0-2	.000	0	0	0	0.6	1	1	1	0	0	0	1.4	
USC UPSTATE	01/02/25		14	0-1	.000	0-1	.000	3-4	.750	0	0	0	0.6	2	0	2	0	1	3	1.5	
at Radford	01/04/25		8	0-0	.000	0-0	.000	0-0	.000	0	0	0	0.6	1	1	0	0	0	0	1.4	
at Gardner-Webb	01/08/25		11	0-1	.000	0-0	.000	2-2	1.000	0	2	2	0.6	1	0	1	0	1	2	1.5	
LONGWOOD	01/11/25		11	2-2	1.000	1-1	1.000	0-1	.000	0	0	0	0.6	2	1	1	0	0	5	1.7	
CHARLESTON SO.	01/15/25		21	2-3	.667	0-1	.000	1-2	.500	1	4	5	0.8	4	3	2	0	0	5	1.8	
at UNC Asheville	01/18/25		19	1-4	.250	1-1	1.000	0-0	.000	0	0	0	0.8	3	2	1	0	0	3	1.9	
at High Point	01/25/25		15	0-1	.000	0-1	.000	4-4	1.000	0	2	2	0.9	0	2	1	0	2	4	2.0	
PRESBYTERIAN	01/29/25		14	1-1	1.000	1-1	1.000	0-1	.000	0	0	0	0.8	2	1	1	0	1	3	2.0	
GARDNER-WEBB	02/01/25		13	1-1	1.000	1-1	1.000	0-0	.000	0	0	0	0.8	2	3	0	0	0	3	2.1	
at Charleston So.	02/05/25		14	1-2	.500	0-0	.000	0-0	.000	0	2	2	0.8	3	3	1	0	1	2	2.1	
at USC Upstate	02/08/25		19	0-2	.000	0-0	.000	2-2	1.000	0	1	1	0.8	2	3	1	0	0	2	2.1	
RADFORD	02/12/25		22	1-4	.250	1-3	.333	0-0	.000	0	0	0	0.8	0	0	0	0	0	3	2.1	
Totals		0	310	14-39	.359	7-19	.368	20-28	.714	2	19	21	0.8	40	51	26	1	14	55	2.1	

Games played: 26
Minutes/game: 11.9
Points/game: 2.1
FG Pct: 35.9
3FG Pct: 36.8
FT Pct: 71.4

Rebounds/game: 0.8
Assists/game: 2.0
Turnovers/game: 1.0
Assist/turnover ratio: 2.0
Steals/game: 0.5
Blocks/game: 0.0

				Field Goals		3-Point		F-Throws		Rebounds				Scoring						
SEASON	TEAM	GP-GS	MIN/AVG	FG-FGA	FG%	3FG-3FGA	3FG%	FT-FTA	FT%	OFF	DEF	TOT	AVG	PF-FO	A	TO	BLK	STL	PTS	AVG
2020-21	UR	20-2	156/7.8	10-25	.400	5-11	.455	10-19	.526	6	13	19	1.0	24-0	8	11	0	8	35	1.8
2021-22	UR	33-15	486/14.7	25-78	.321	9-37	.243	18-29	.621	7	30	37	1.1	63-2	22	29	1	19	77	2.3
2022-23	Win	7-6	158/22.6	9-24	.375	5-10	.500	16-24	.667	0	12	12	1.7	23-2	15	20	2	7	39	5.6
2024-25	Win	26-0	310/11.9	14-39	.359	7-19	.368	20-28	.714	2	19	21	0.8	40-0	51	26	1	14	55	2.1
TOTAL FOR Win		33-6	468/14.2	23-63	.365	12-29	.414	36-52	.692	2	31	33	1.0	63-2	66	46	3	21	94	2.8
TOTAL		86-23	1110/12.9	58-166	.349	26-77	.338	64-100	.640	15	74	89	1.0	150-4	96	86	4	48	206	2.4



Ryan Jolly

2

Guard / 6-3 / 180 / Gr.
Martinez, Ga.
(Piedmont)

CAREER HONORS

2022-23 & 2023-24 CCS First Team All-Conference | 2024 CCS Man of the Year

CAREER HIGHS				BIG SOUTH			
Points	37	at Berea (2/21/23)		Points	9	at Charleston Southern (2/5/25)	
Minutes	20	at Charleston Southern (2/5/25)		Minutes	20	at Charleston Southern (2/5/25)	
FGM	12	Greensboro (12/5/20)		FGM	3	at Charleston Southern (2/5/25)	
FGA	24	at Huntingdon (2/9/24)		FGA	6	two times	
3PTFGM	5	Alma (11/18/23)		3PTFGM	2	Longwood (1/11/25)	
3PTFGA	12	Brevard (12/3/23)		3PTFGAs	3	two times	
FTM	14	two times		FTM	2	at Charleston Southern (2/5/25)	
FTA	16	at Berea (2/21/23)		FTA	2	at Charleston Southern (2/5/25)	
Rebounds	12	at Berea (2/21/23)		Rebounds	4	at Charleston Southern (2/5/25)	
Assists	11	two times		Assists	3	Gardner-Webb (2/1/25)	
Blocks	3	Sewanee (11/8/21)		Blocks	1	at Charleston Southern (2/5/25)	
Steals	7	Maryville-TN (1/21/24)		Steals	2	at Gardner-Webb (1/8/25)	
Turnovers				Turnovers	2	Presbyterian (1/29/25)	

EXTRA DRIBBLE

- Has missed the last two games
- Has his most productive game in league play in the win at Charleston Southern, finishing with nine points, four rebounds, an assist, a block and a steal
- Finished 2-for-3 behind the arc vs. the Lancers for his second game with multiple threes
- Solid 16 minutes off the bench vs. Bob Jones with six points, 2 rebounds and four assists
- Had eight straight games with double-digit minutes come to an end at Radford (7 minutes)
- Came off the bench for 11 points in the win at Queens, 1-of-4 Eagles in double-figures that game (played season-high 21 points)
- In just nine minutes of action vs. LIU, he tied for team-best and season-high three assists
- Faced his former team in the season opener, finishing with 15 points off the bench on 5-of-8 shooting
- Started 26-of-27 games last season at Piedmont and averaged a career-high 21.1 ppg
- Led Piedmont in assists (140), steals (66), points (570), and minutes (896) as well
- 2024 CCS Man of the Year and CCS First Team All-Conference
- 2022-23 CCS First Team All-Conference
- Small College Basketball Bevo Francis Award Top 100 Watch List in 2023-24
- Small College Basketball Trevor Hudgins Award Top 25 Watch List in 2023-24
- Reached 1,000 career points and had 1,371 by the end of the season
- Two-Time CCS All-Academic Team selection
- NABC Honors Court in 2020-21, 2021-22, 2022-23)
- Started career at Lander in 2019-20 and played 18 games with one start

Opponent	Date	qs	min	Total		3-Pointers		Free throws		Rebounds				pf	a	t/o	blk	stl	pts	avg	
				fg-fga	pct	3fg-fga	pct	ft-fga	pct	off	def	tot	avg								
PIEDMONT	11/04/24	*	19	5-8	.625	1-3	.333	4-4	1.000	1	1	2	2.0	0	0	2	0	2	15	15.0	
LITTLE ROCK	11/09/24		16	1-4	.250	1-3	.333	4-4	1.000	1	0	1	1.5	1	1	4	0	1	7	11.0	
at Virginia Tech	11/11/24		10	0-2	.000	0-2	.000	0-0	.000	0	0	0	1.0	0	1	0	0	0	0	7.3	
WILLIAM & MARY	11/15/24		15	1-3	.333	0-0	.000	1-2	.500	0	0	0	0.8	0	1	1	0	2	3	6.3	
GA. SOUTHERN	11/16/24		9	1-2	.500	0-1	.000	0-0	.000	0	1	1	0.8	0	0	0	0	0	2	5.4	
N.C. CENTRAL	11/17/24		3	0-0	.000	0-0	.000	0-0	.000	0	0	0	0.7	0	0	2	0	0	0	4.5	
at Louisville	11/22/24		5	1-2	.500	0-0	.000	0-0	.000	1	0	1	0.7	1	0	2	0	0	2	4.1	
LIU	11/25/24		9	2-2	1.000	1-1	1.000	1-2	.500	0	0	0	0.6	1	3	0	0	1	6	4.4	
AVERETT	11/27/24		11	0-2	.000	0-2	.000	3-3	1.000	0	1	1	0.7	1	0	0	0	1	3	4.2	
at Queens (NC)	12/03/24		21	3-6	.500	1-3	.333	4-5	.800	1	1	2	0.8	0	0	0	0	0	11	4.9	
COASTAL CAROLINA	12/07/24		10	0-0	.000	0-0	.000	2-2	1.000	0	1	1	0.8	1	0	0	0	0	2	4.6	
BOB JONES	12/12/24		16	2-4	.500	2-3	.667	0-0	.000	1	1	2	0.9	0	4	0	0	0	6	4.8	
at Florida St.	12/17/24		10	1-4	.250	1-4	.250	0-0	.000	0	0	0	0.8	0	1	1	0	1	3	4.6	
MERCER	12/21/24		12	2-3	.667	0-1	.000	0-0	.000	0	1	1	0.9	1	2	0	0	1	4	4.6	
at Indiana	12/29/24		13	1-2	.500	1-2	.500	0-0	.000	0	0	0	0.8	2	0	0	0	0	3	4.5	
USC UPSTATE	01/02/25		16	0-3	.000	0-2	.000	0-0	.000	0	0	0	0.8	1	2	1	0	1	0	4.2	
at Radford	01/04/25		7	0-1	.000	0-1	.000	0-0	.000	0	0	0	0.7	1	0	1	0	1	0	3.9	
at Gardner-Webb	01/08/25		12	1-4	.250	1-2	.500	0-0	.000	0	1	1	0.7	2	1	0	0	2	3	3.9	
LONGWOOD	01/11/25	*	17	2-3	.667	2-3	.667	0-0	.000	0	1	1	0.7	1	0	1	0	1	6	4.0	
CHARLESTON SO.	01/15/25	*	7	0-0	.000	0-0	.000	0-0	.000	0	0	0	0.7	0	0	1	0	0	0	3.8	
at UNC Asheville	01/18/25		5	0-1	.000	0-1	.000	0-0	.000	0	0	0	0.7	0	2	0	0	0	0	3.6	
at High Point	01/25/25		5	0-1	.000	0-1	.000	0-0	.000	0	1	1	0.7	1	0	0	0	0	0	3.5	
PRESBYTERIAN	01/29/25	*	15	2-6	.333	1-4	.250	0-0	.000	0	0	0	0.7	1	1	2	0	0	5	3.5	
GARDNER-WEBB	02/01/25	*	18	2-4	.500	0-2	.000	0-1	.000	0	0	0	0.6	1	3	1	0	1	4	3.5	
at Charleston So.	02/05/25	*	20	3-6	.500	1-3	.333	2-2	1.000	1	3	4	0.8	1	1	1	1	1	9	3.8	
Totals			6	301	30-73	.411	13-44	.295	21-25	.840	6	13	19	0.8	17	23	20	1	16	94	3.8

Games played: 25
Minutes/game: 12.0
Points/game: 3.8
FG Pct: 41.1
3FG Pct: 29.5
FT Pct: 84.0

Rebounds/game: 0.8
Assists/game: 0.9
Turnovers/game: 0.8
Assist/turnover ratio: 1.2
Steals/game: 0.6
Blocks/game: 0.0

				Field Goals		3-Point		F-Throws		Rebounds										Scoring	
SEASON	TEAM	GP-GS	MIN/AVG	FG-FGA	FG%	3FG-3FGA	3FG%	FT-FTA	FT%	OFF	DEF	TOT	AVG	PF-FO	A	TO	BLK	STL	PTS	AVG	
2019-20	Lander	18-1	116/6.4	12-25	.480	4-10	.400	10-12	.833	1	11	12	0.7	8-0	6	12	0	4	38	2.1	
2020-21	PIED	17-17	502/29.5	106-193	.549	27-59	.458	53-63	.841	17	61	78	4.6	35-0	52	54	9	25	292	17.2	
2021-22	PIED	3-3	59/19.7	10-20	.500	1-5	.200	8-8	1.000	2	16	18	6.0	5-0	9	8	3	6	29	9.7	
2022-23	PIED	27-27	865/32.0	161-358	.450	35-93	.376	85-104	.817	23	146	169	6.3	61-1	125	82	13	51	442	16.4	
2023-24	PIED	27-26	895/33.2	188-362	.519	50-124	.403	144-162	.889	32	102	134	5.0	63-0	140	100	9	66	570	21.1	
2024-25	Win	25-6	303/12.1	30-73	.411	13-44	.295	21-25	.840	6	13	19	0.8	17-0	23	20	1	16	94	3.8	
TOTAL FOR Win		25-6	303/12.1	30-73	.411	13-44	.295	21-25	.840	6	13	19	0.8	17-0	23	20	1	16	94	3.8	
TOTAL		117-80	2740/23.4	507-1031	.492	130-335	.388	321-374	.858	81	349	430	3.7	189-1	355	276	35	168	1465	12.5	



Paul
Jones III

3

Guard / 6-4 / 170 / Fr.
Suffolk, Va.
(Combine Academy)

CAREER HONORS

Big South Co-Freshman of the Week (1/13/25)

CAREER HIGHS				BIG SOUTH			
Points	25	Averett (11/27/24)		Points	24	Longwood (1/11/25)	
Minutes	33	at Gardner-Webb (1/8/25)		Minutes	33	at Gardner-Webb (1/8/25)	
FGM	9	Longwood (1/11/25)		FGM	9	Longwood (1/11/25)	
FGA	14	Longwood (1/11/25)		FGA	14	Longwood (1/11/25)	
3PTFGM	6	two times		3PTFGM	6	Longwood (1/11/25)	
3PTFGA	11	two times		3PTFGAs	11	Longwood (1/11/25)	
FTM	5	Averett (11/27/24)		FTM	2	two times	
FTA	6	Averett (11/27/24)		FTA	4	Gardner-Webb (2/1/25)	
Rebounds	5	two times		Rebounds	3	five times	
Assists	3	two times		Assists	1	two times	
Blocks	2	at Gardner-Webb (1/8/25)		Blocks	2	at Gardner-Webb (1/8/25)	
Steals	2	two times		Steals	2	two times	
Turnovers	3	Bob Jones (12/12/24)		Turnovers	1	two times	

EXTRA DRIBBLE

- Broke out of a scoring slump against Radford as he came off the bench to hit five threes and finish with 15 points
- Was 1-of-7 from three and had six points in first meeting with Panthers
- Since 24 point performance on Jan. 11, he's 10-for-34 from the field, 6-for-25 behind the arc
- Posted 13 points with three triples in the first meeting with the Bucs
- Against Longwood, he scored 22 of his 24 points in the first half to help build a 53-30 halftime lead
- Has 49 threes on the season, which is 3rd most by a freshman in program history (Keon Johnson holds the record of 64 set in 2013-14)
- Ranked 9th in the Big South with 1.8 threes per game
- Eagles are 10-3 in the 13 games he's connected on two or more threes
- As a starter he averages 9.8 ppg, 2.9 rpg
- After going 1-for-7 behind the arc at FSU, bounced back to knock down 4-of-7 vs. Mercer
- Had five rebounds vs. Mercer, matching his career-best (3 times)
- Matched career-high in assists with three vs. Coastal
- Posted a career-high 25 points on 6-of-8 from three in the win over Averett (3rd Eagle to score 20 or more this season)
- In second start of his career he posted 12 points, 5 rebounds, assist and steal at Louisville
- Made first start of the season on Nov. 17 vs. N.C. Central, finishing with 11 points, five rebounds
- It was his second game in double-figures, tying his career-high of 11 he posted in the season opener vs. Piedmont
- Has four or more rebounds in nine games
- Hit three triples in the opener and then matched that vs. N.C. Central
- Has double-digit minutes in all six games, including a career-high 26 vs. N.C. Central

Opponent	Date	qs	min	Total		3-Pointers		Free throws		Rebounds				pf	a	t/o	blk	stl	pts	avg		
				fg-fga	pct	3fg-fga	pct	ft-fga	pct	off	def	tot	avg									
PIEDMONT	11/04/24		18	4-12	.333	3-10	.300	0-2	.000	4	0	4	4.0	0	0	1	0	1	11	11.0		
LITTLE ROCK	11/09/24		21	2-7	.286	0-4	.000	0-0	.000	1	3	4	4.0	1	3	0	0	0	4	7.5		
at Virginia Tech	11/11/24		16	1-8	.125	1-8	.125	0-0	.000	1	0	1	3.0	1	0	0	0	0	3	6.0		
WILLIAM & MARY	11/15/24		11	0-3	.000	0-1	.000	0-0	.000	0	1	1	2.5	1	0	0	0	0	0	4.5		
GA. SOUTHERN	11/16/24		12	2-6	.333	0-3	.000	2-2	1.000	1	2	3	2.6	1	0	0	0	0	6	4.8		
N.C. CENTRAL	11/17/24	*	26	3-8	.375	3-7	.429	2-3	.667	1	4	5	3.0	1	0	1	0	0	11	5.8		
at Louisville	11/22/24	*	30	4-13	.308	2-11	.182	2-3	.667	1	4	5	3.3	3	1	1	0	1	12	6.7		
LIU	11/25/24	*	16	1-5	.200	0-3	.000	0-0	.000	1	3	4	3.4	1	0	1	0	0	2	6.1		
AVERETT	11/27/24	*	23	7-9	.778	6-8	.750	5-6	.833	0	2	2	3.2	2	2	1	0	0	25	8.2		
at Queens (NC)	12/03/24	*	20	2-6	.333	2-4	.500	1-2	.500	1	3	4	3.3	3	0	1	0	0	7	8.1		
COASTAL CAROLINA	12/07/24	*	26	2-4	.500	1-3	.333	0-0	.000	0	3	3	3.3	0	3	0	0	1	5	7.8		
BOB JONES	12/12/24	*	14	3-6	.500	2-5	.400	1-1	1.000	0	3	3	3.3	0	0	3	0	0	9	7.9		
at Florida St.	12/17/24	*	16	1-8	.125	1-7	.143	0-0	.000	0	0	0	3.0	3	0	0	0	0	3	7.5		
MERCER	12/21/24	*	21	4-7	.571	4-7	.571	1-2	.500	0	5	5	3.1	1	0	2	0	1	13	7.9		
at Indiana	12/29/24	*	28	4-8	.500	2-5	.400	0-0	.000	1	3	4	3.2	1	0	2	0	0	10	8.1		
USC UPSTATE	01/02/25	*	27	5-8	.625	2-5	.400	0-0	.000	0	3	3	3.2	0	0	0	0	0	12	8.3		
at Radford	01/04/25	*	20	2-8	.250	2-5	.400	0-0	.000	0	2	2	3.1	4	0	0	0	2	6	8.2		
at Gardner-Webb	01/08/25	*	33	3-8	.375	1-5	.200	2-3	.667	0	2	2	3.1	3	0	0	2	0	9	8.2		
LONGWOOD	01/11/25	*	27	9-14	.643	6-11	.545	0-0	.000	1	2	3	3.1	1	0	1	1	0	24	9.1		
CHARLESTON SO.	01/15/25	*	29	5-13	.385	3-9	.333	0-0	.000	0	3	3	3.1	5	0	0	0	2	13	9.3		
at UNC Asheville	01/18/25	*	12	0-4	.000	0-3	.000	0-0	.000	0	1	1	3.0	1	0	0	0	0	0	8.8		
at High Point	01/25/25	*	22	2-8	.250	1-7	.143	1-2	.500	0	1	1	2.9	1	1	0	0	1	6	8.7		
PRESBYTERIAN	01/29/25		21	1-5	.200	1-3	.333	0-0	.000	0	2	2	2.8	2	0	0	0	1	3	8.4		
GARDNER-WEBB	02/01/25		14	2-4	.500	1-3	.333	2-4	.500	0	3	3	2.8	2	1	1	0	0	7	8.4		
at Charleston So.	02/05/25		12	1-3	.333	0-1	.000	0-0	.000	1	2	3	2.8	4	0	1	0	0	2	8.1		
at USC Upstate	02/08/25		13	1-7	.143	0-5	.000	1-1	1.000	0	3	3	2.8	0	0	1	0	0	3	7.9		
RADFORD	02/12/25		25	5-9	.556	5-8	.625	0-0	.000	0	4	4	2.9	3	1	1	0	0	15	8.2		
Totals			17	553		76-201	.378	49-151	.325	20-31	.645	14	64	78	2.9	45	12	18	3	10	221	8.2

Games played: 27
Minutes/game: 20.5
Points/game: 8.2
FG Pct: 37.8
3FG Pct: 32.5
FT Pct: 64.5

Rebounds/game: 2.9
Assists/game: 0.4
Turnovers/game: 0.7
Assist/turnover ratio: 0.7
Steals/game: 0.4
Blocks/game: 0.1

				Field Goals		3-Point		F-Throws		Rebounds				Scoring						
SEASON	TEAM	GP-GS	MIN/AVG	FG-FGA	FG%	3FG-3FGA	3FG%	FT-FTA	FT%	OFF	DEF	TOT	AVG	PF-FO	A	TO	BLK	STL	PTS	AVG
2024-25	Win	27-17	556/20.6	76-201	.378	49-151	.325	20-31	.645	14	64	78	2.9	45-1	12	18	3	10	221	8.2
TOTAL		27-17	556/20.6	76-201	.378	49-151	.325	20-31	.645	14	64	78	2.9	45-1	12	18	3	10	221	8.2



Kelton
Talford

4

Forward / 6-7 / 200 / Sr.
Great Falls, S.C.
(Great Falls H.S.)

CAREER HONORS

2024-25 Preseason All-Big South First Team | 2022-23 & 2023-24 First Team All-Conference
2023 All-Tournament Team (Cancun Challenge Mayan Division) | Big South Player of the Week
(12/23/22, 1/16/24, 1/11/25)

CAREER HIGHS				BIG SOUTH			
Points	28	S.C. State (12/6/22)		Points	27	Radford (1/13/24)	
Minutes	38	three times		Minutes	38	Radford (1/13/24)	
FGM	11	at LSU (12/17/22)		FGM	10	Presbyterian College (1/4/23)	
FGA	15	at LSU (12/17/22)		FGA	14	High Point (1/27/24)	
3PTFGM	2	at Gardner-Webb (1/20/24)		3PTFGM	2	at Gardner-Webb 1/20/24)	
3PTFGA	3	at Gardner-Webb (1/20/24)		3PTFGA	3	at Gardner-Webb (1/20/24)	
FTM	11	Radford (1/13/24)		FTM	12	at Longwood (2/10/24)	
FTA	16	three times		FTA	16	two times	
Rebounds	16	Gardner-Webb (1/21/23)		Rebounds	16	Gardner-Webb (1/21/23)	
Assists	4	two times		Assists	4	two times	
Blocks	3	three times		Blocks	3	three times	
Steals	3	Elon (11/19/23)		Steals	2	eight times	
Turnovers	5	two times		Turnovers	5	two times	

EXTRA DRIBBLE

- In first meeting with High Point he was in foul trouble and had just five field goal attempts, finishing with 13 points
- Has scored 20 or more points in five of the last seven games (had 20 or more in four straight games)
- Notched his 7th double-double of the season with 25 points, 10 rebounds vs. PC
- Is 49-for-66 from the floor in the last seven games (74%)
- Is the program's all-time leader in games played (144)
- Has a career-high 30 steals on the year after getting two at UNC Asheville (previous best was 16 in 2023-24)
- Leads Big South with 88 offensive rebounds and field goal percentage while sitting 3rd in rebounding and 4th in scoring (as of Feb. 13)
- He is currently the Big South Conference's career leader in field goal percentage at .649 (Heder Ambrose of Charleston Southern is next at .618 - played 1985-89)
- His career .649 field goal percentage is T-7th best in the nation among active players
- Has a chance to finish Top 20 all-time in NCAA DI history (20th is at .647)
- Currently 1-of-11 active players with 1,600 points/800 rebounds (as of Feb. 5)
- Surpassed Keon Johnson (610) for the most free throw attempts in program history with 692 (ranked 4th among NCAA active players)
- Went to the foul line a season-high 15 times vs. Coastal (11-of-15) and ranks 10th nationally in total free throw attempts for the season
- After 11 attempts vs. Upstate, now has 14 career games of 10 or more
- Approaching 3rd on the program's all-time scoring list as he just surpasses 1,700 (1,770)
- Reached 800 career rebounds and now ranks 3rd on Winthrop's all-time list with 876 (ranked 9th all-time in Big South)
- Became 8th player in Big South history with 1,700 points and 800 or more rebounds
- 3rd Eagle with 1,500 points, 800 rebounds (4th Eagle in league history with 1,000 points and 700 rebounds)
- In 2023-24 he made 23 consecutive free throws over the course of a three-game stretch (IUPUI/Elon/Georgia)
- Was in double-figures 28-of-30 games last season
- Last year he led the conference in field goal percentage (.669) and ranked 6th nationally
- Posted a career-high 28 points in the win over S.C. State (12-6-22)
- Is a four-time All-Region selection / Three-time Region A Player of the Year
- Named All-State three times
- Helped lead Great Falls to the 2020 1A State Championship
- In high school career he scored over 1,500 points and had more than 750 rebounds

Opponent	Date	gs	min	Total		3-Pointers		Free throws		Rebounds				pf	a	t/o	blk	stl	pts	avg.	
				fg-fga	pct	3fg-fga	pct	ft-fta	pct	off	def	tot	avg								
PIEDMONT	11/04/24	*	23	7-10	.700	0-0	.000	3-3	1.000	3	6	9	9.0	1	1	1	1	17	17.0		
LITTLE ROCK	11/09/24	*	27	5-11	.455	0-0	.000	0-2	.000	6	3	9	9.0	1	2	2	1	2	10	13.5	
at Virginia Tech	11/11/24	*	29	3-4	.750	0-0	.000	3-4	.750	1	2	3	7.0	3	0	2	0	1	9	12.0	
WILLIAM & MARY	11/15/24	*	29	5-9	.556	0-0	.000	4-9	.444	2	4	6	6.8	4	1	3	2	0	14	12.5	
GA. SOUTHERN	11/16/24	*	30	5-8	.625	0-0	.000	8-9	.889	1	5	6	6.6	5	0	3	1	3	18	13.6	
N.C. CENTRAL	11/17/24	*	31	8-13	.615	0-0	.000	6-8	.750	6	4	10	7.2	4	0	2	0	2	22	15.0	
at Louisville	11/22/24	*	31	6-12	.500	0-0	.000	3-3	1.000	6	3	9	7.4	3	1	1	0	1	15	15.0	
LIU	11/25/24	*	27	7-10	.700	0-0	.000	4-6	.667	6	7	13	8.1	1	1	0	2	1	18	15.4	
AVERETT	11/27/24	*	18	5-8	.625	0-0	.000	3-8	.375	2	1	3	7.6	3	0	0	0	2	13	15.1	
at Queens (NC)	12/03/24	*	22	3-10	.300	0-0	.000	1-4	.250	3	6	9	7.7	3	1	3	0	2	7	14.3	
COASTAL CAROLINA	12/07/24	*	28	5-10	.500	0-0	.000	11-15	.733	3	3	6	7.5	3	0	1	1	2	21	14.9	
BOB JONES	12/12/24	*	21	6-7	.857	0-0	.000	7-10	.700	7	7	14	8.1	1	0	0	1	0	19	15.3	
at Florida St.	12/17/24	*	26	2-5	.400	0-0	.000	4-6	.667	3	2	5	7.8	2	0	1	1	1	8	14.7	
MERCER	12/21/24	*	31	4-9	.444	0-0	.000	10-14	.714	3	7	10	8.0	3	1	2	3	1	18	14.9	
at Indiana	12/29/24	*	22	5-9	.556	0-0	.000	3-3	1.000	1	2	3	7.7	4	1	0	0	0	13	14.8	
USC UPSTATE	01/02/25	*	31	9-11	.818	0-0	.000	7-11	.636	4	8	12	7.9	1	0	4	0	1	25	15.4	
at Radford	01/04/25	*	31	6-9	.667	0-0	.000	3-5	.600	5	3	8	7.9	1	1	0	2	0	15	15.4	
at Gardner-Webb	01/08/25	*	34	9-10	.900	0-0	.000	3-10	.300	4	6	10	8.1	4	1	3	1	1	21	15.7	
LONGWOOD	01/11/25	*	30	7-10	.700	0-0	.000	3-4	.750	3	6	9	8.1	2	1	3	0	2	17	15.8	
CHARLESTON SO.	01/15/25	*	8	2-2	1.000	0-0	.000	0-1	.000	1	1	2	7.8	2	1	0	0	0	4	15.2	
at UNC Asheville	01/18/25	*	33	7-10	.700	0-0	.000	7-9	.778	2	6	8	7.8	1	3	2	1	2	21	15.5	
at High Point	01/25/25	*	25	4-5	.800	0-0	.000	5-8	.625	2	4	6	7.7	4	2	2	0	0	13	15.4	
PRESBYTERIAN	01/29/25	*	31	9-13	.692	0-0	.000	7-7	1.000	3	7	10	7.8	1	0	3	1	1	25	15.8	
GARDNER-WEBB	02/01/25	*	33	9-10	.900	0-0	.000	2-6	.333	2	7	9	7.9	3	1	1	1	2	20	16.0	
at Charleston So.	02/05/25	*	25	8-10	.800	0-1	.000	4-4	1.000	5	4	9	7.9	0	2	2	0	0	20	16.1	
at USC Upstate	02/08/25	*	27	7-9	.778	0-0	.000	8-8	1.000	2	3	5	7.8	3	2	3	0	2	22	16.3	
RADFORD	02/12/25	*	32	5-9	.556	0-0	.000	4-5	.800	2	3	5	7.7	2	3	4	1	0	14	16.3	
Totals			27	735	158-243	.650	0-1	.000	123-182	.676	88	120	208	7.7	65	26	48	20	30	439	16.3

Games played: 27
Minutes/game: 27.2
Points/game: 16.3
FG Pct: 65.0
3FG Pct: 0.0
FT Pct: 67.6

Rebounds/game: 7.7
Assists/game: 1.0
Turnovers/game: 1.8
Assist/turnover ratio: 0.5
Steals/game: 1.1
Blocks/game: 0.7

				Field Goals		3-Point		F-Throws		Rebounds				Scoring						
SEASON	TEAM	GP-GS	MIN/AVG	FG-FGA	FG%	3FG-3FGA	3FG%	FT-FTA	FT%	OFF	DEF	TOT	AVG	PF-FO	A	TO	BLK	STL	PTS	AVG
2020-21	Win	25-0	338/13.5	59-97	.608	0-0	.000	24-45	.533	49	45	94	3.8	48-0	6	22	4	10	142	5.7
2021-22	Win	31-5	522/16.8	101-150	.673	0-0	.000	62-101	.614	50	101	151	4.9	56-0	8	39	18	10	264	8.5
2022-23	Win	30-28	951/31.7	184-275	.669	0-1	.000	119-181	.657	89	157	246	8.2	74-3	20	64	18	11	487	16.2
2023-24	Win	31-28	844/27.2	153-245	.624	2-8	.250	130-188	.691	66	111	177	5.7	61-1	34	66	20	16	438	14.1
2024-25	Win	27-27	736/27.3	158-243	.650	0-1	.000	123-182	.676	88	120	208	7.7	65-1	26	48	20	30	439	16.3
TOTAL		144-88	3391/23.5	655-1010	.649	2-10	.200	458-697	.657	342	534	876	6.1	304-5	94	239	80	77	1770	12.3



Yoro
Diallo

5

Forward / 6-8 / 210 / R-So.
Cincinnati, Ohio
(Moeller H.S.)

CAREER HONORS

CAREER HIGHS				BIG SOUTH			
Points	14	Toccoa Falls (12/29/23)		Points	5	at Charleston Southern (2/5/25)	
Minutes	23	Toccoa Falls (12/29/23)		Minutes	18	at Charleston Southern (1/24/24)	
FGM	7	Toccoa Falls (12/29/23)		FGM	2	three times	
FGA	11	Toccoa Falls (12/29/23)		FGA	4	at Charleston Southern (1/24/24)	
3PTFGM	1	at Florida State (12/22/23)		3PTFGM	1	at Charleston Southern (2/5/25)	
3PTFGA	1	three times		3PTFGAs	1	three times	
FTM	2	three times		FTM	2	two times	
FTA	6	Little Rock (11/9/24)		FTA	2	three times	
Rebounds	12	Toccoa Falls (12/29/23)		Rebounds	7	Charleston Southern (2/7/24)	
Assists	3	two times		Assists	2	two times	
Blocks	2	at Queens (12/3/24)		Blocks	1	Charleston Sou. (1/15/25)	
Steals	4	at UNC Asheville (1/18/25)		Steals	4	at UNC Asheville (1/18/25)	
Turnovers	3	at UNC Asheville (1/18/25)		Turnovers	3	at UNC Asheville (1/18/25)	

- EXTRA DRIBBLE
- After a three-game scoreless drought he chipped in with seven points in 16 minutes for the last two games
 - Drilled a three during a big second half run, his first of the year
 - Contributed four points, two assists, two rebounds and a career-high four steals in 16 minutes at UNC Asheville
 - Has a steal in seven games this season, five of which are multiple-steal games
 - Played 11 minutes off the bench vs. Charleston Southern, tied for the second-most minutes in a game this season
 - Solid contribution with four points, three rebounds and a block
 - Posted double-figures off the bench vs. Bob Jones with 10 and also hauled in six boards (first double-figure game of the season)
 - Had a career-high two blocks in the win at Queens, including one with under a minute to go to keep the three-point lead
 - Has come off the bench in all 11 games he's played (missed the Virginia Tech game)
 - Had two assists vs. LIU (9th career multi-assist game)
 - Dished out a career-best three assists on 12/29/23 vs. Toccoa Falls
 - Made collegiate debut on Nov. 6 at Clemson (11/6/23)
 - Hauled in a career-high seven rebounds vs. Brevard and Bob Jones last season
 - Was an All-Team GCL basketball selection in 2022
 - Was an All-Team GCL soccer selection in 2021
 - Played soccer and basketball at Moeller H.S.
 - Entering high school he stepped away from basketball and played soccer for three seasons before returning to basketball for his senior season

Opponent	Date	qs	min	Total		3-Pointers		Free throws		Rebounds											
				fg-fga	pct	3fg-fga	pct	ft-fta	pct	off	def	tot	avg	pf	a	t/o	blk	stl	pts	avg	
PIEDMONT	11/04/24		15	3-5	.600	0-1	.000	2-2	1.000	4	2	6	6.0	1	3	1	0	1	8	8.0	
LITTLE ROCK	11/09/24		4	0-1	.000	0-0	.000	1-6	.167	1	1	2	4.0	0	0	2	0	2	1	4.5	
WILLIAM & MARY	11/15/24		10	1-3	.333	0-1	.000	0-0	.000	0	1	1	3.0	2	2	2	1	3	2	3.7	
GA. SOUTHERN	11/16/24		9	1-2	.500	0-0	.000	1-2	.500	0	0	0	2.3	2	0	1	0	2	3	3.5	
N.C. CENTRAL	11/17/24		6	0-1	.000	0-1	.000	0-0	.000	0	0	0	1.8	2	0	0	0	0	0	2.8	
at Louisville	11/22/24		9	0-2	.000	0-0	.000	0-0	.000	0	3	3	2.0	1	0	1	0	0	0	2.3	
LIU	11/25/24		6	1-2	.500	0-0	.000	0-0	.000	0	1	1	1.9	0	2	0	0	0	2	2.3	
AVERETT	11/27/24		10	1-2	.500	0-0	.000	2-6	.333	5	2	7	2.5	3	0	1	0	3	4	2.5	
at Queens (NC)	12/03/24		10	0-0	.000	0-0	.000	0-0	.000	0	0	0	2.2	1	0	1	2	0	0	2.2	
COASTAL CAROLINA	12/07/24		5	1-1	1.000	0-0	.000	1-2	.500	0	1	1	2.1	2	0	0	0	0	3	2.3	
BOB JONES	12/12/24		11	5-6	.833	0-0	.000	0-0	.000	2	4	6	2.5	2	1	2	0	0	10	3.0	
at Florida St.	12/17/24		4	0-1	.000	0-1	.000	0-0	.000	0	1	1	2.3	0	0	0	0	0	0	2.8	
MERCER	12/21/24		0	0-0	.000	0-0	.000	0-0	.000	0	0	0	2.2	0	0	0	0	0	0	2.5	
USC UPSTATE	01/02/25		2	1-1	1.000	0-0	.000	0-0	.000	0	0	0	2.0	0	0	0	0	0	2	2.5	
at Radford	01/04/25		0	0-0	.000	0-0	.000	0-0	.000	0	0	0	1.9	0	0	0	0	0	0	2.3	
at Gardner-Webb	01/08/25		8	1-1	1.000	0-0	.000	0-0	.000	1	1	2	1.9	3	0	0	0	0	2	2.3	
LONGWOOD	01/11/25		7	0-0	.000	0-0	.000	0-0	.000	1	0	1	1.8	1	0	0	0	0	0	2.2	
CHARLESTON SO.	01/15/25		11	1-3	.333	0-0	.000	2-2	1.000	1	2	3	1.9	0	0	1	1	0	4	2.3	
at UNC Asheville	01/18/25		16	2-2	1.000	0-0	.000	0-0	.000	1	1	2	1.9	4	2	3	0	4	4	2.4	
at High Point	01/25/25		5	0-0	.000	0-0	.000	0-0	.000	0	1	1	1.9	2	0	0	0	1	0	2.3	
PRESBYTERIAN	01/29/25		3	0-0	.000	0-0	.000	0-0	.000	1	0	1	1.8	1	0	0	0	0	0	2.1	
GARDNER-WEBB	02/01/25		6	0-1	.000	0-0	.000	0-0	.000	1	1	2	1.8	2	0	0	0	0	0	2.0	
at Charleston So.	02/05/25		8	2-3	.667	1-1	1.000	0-0	.000	0	1	1	1.8	2	0	0	0	0	5	2.2	
at USC Upstate	02/08/25		8	1-2	.500	0-1	.000	0-0	.000	0	1	1	1.8	1	0	0	0	0	2	2.2	
RADFORD	02/12/25		4	0-0	.000	0-0	.000	0-0	.000	0	2	2	1.8	1	0	1	0	0	0	2.1	
Totals		0	177	21-39	.538	1-6	.167	9-20	.450	18	26	44	1.8	33	10	16	4	16	52	2.1	

Games played: 25
Minutes/game: 7.1
Points/game: 2.1
FG Pct: 53.8
3FG Pct: 16.7
FT Pct: 45.0

Rebounds/game: 1.8
Assists/game: 0.4
Turnovers/game: 0.6
Assist/turnover ratio: 0.6
Steals/game: 0.6
Blocks/game: 0.2

				Field Goals		3-Point		F-Throws		Rebounds									Scoring	
SEASON	TEAM	GP-GS	MIN/AVG	FG-FGA	FG%	3FG-3FGA	3FG%	FT-FTA	FT%	OFF	DEF	TOT	AVG	PF-FO	A	TO	BLK	STL	PTS	AVG
2023-24	Win	29-0	251/8.7	20-40	.500	1-8	.125	6-13	.462	21	42	63	2.2	29-2	15	12	4	7	47	1.6
2024-25	Win	25-0	177/7.1	21-39	.538	1-6	.167	9-20	.450	18	26	44	1.8	33-0	10	16	4	16	52	2.1
TOTAL		54-0	429/7.9	41-79	.519	2-14	.143	15-33	.455	39	68	107	2.0	62-2	25	28	8	23	99	1.8



Cam Christy

8

Guard / 6-4 / 200 / Jr.
Walton, Ky.
(Mount St. Joseph Univ.)

CAREER HONORS

- EXTRA DRIBBLE
- Posted four points in the final three minutes of win over Bob Jones
 - Saw first action as an Eagle in the season opener with three minutes against Piedmont
 - Walk-on and did not play in 2023-24
 - 2021 and 2022 All-District Selection
 - 2020, 2021, 2022 All-Conference Selection
 - 2022 All-Region Selection

CAREER HIGHS				BIG SOUTH			
Points	4	Bob Jones (12/12/24)		Points	1	at Charleston Southern (2/5/25)	
Minutes	3	three times		Minutes			
FGM	2	Bob Jones (12/12/24)		FGM			
FGA	3	two times		FGA			
3PTFGM				3PTFGM			
3PTFGA	1	two times		3PTFGAs			
FTM	1	Piedmont (11/4/24)		FTM			
FTA	2	Piedmont (11/4/24)		FTA			
Rebounds	3	Piedmont (11/4/24)		Rebounds			
Assists	1	Piedmont (11/4/24)		Assists			
Blocks				Blocks			
Steals				Steals			
Turnovers	1	Bob Jones (12/12/24)		Turnovers			

Opponent	Date	gs	min	Total		3-Pointers		Free throws		Rebounds				pf	a	t/o	blk	stl	pts	avg
				fg-fga	pct	3fg-fga	pct	ft-fga	pct	off	def	tot	avg							
PIEDMONT	11/04/24	3		0-1	.000	0-1	.000	1-2	.500	1	2	3	3.0	0	1	0	0	0	1	1.0
LITTLE ROCK	11/09/24	1		0-0	.000	0-0	.000	0-0	.000	0	0	0	1.5	0	0	0	0	0	0	0.5
LIU	11/25/24	1		0-1	.000	0-0	.000	0-0	.000	0	0	0	1.0	1	0	0	0	0	0	0.3
AVERETT	11/27/24	3		0-3	.000	0-0	.000	0-0	.000	0	1	1	1.0	0	0	0	0	0	0	0.3
BOB JONES	12/12/24	3		2-3	.667	0-1	.000	0-0	.000	1	0	1	1.0	0	0	1	0	0	4	1.0
at Charleston So.	02/05/25	1		0-0	.000	0-0	.000	0-0	.000	0	0	0	0.8	1	0	0	0	0	0	0.8
Totals		0	12	2-8	.250	0-2	.000	1-2	.500	2	3	5	0.8	2	1	1	0	0	5	0.8

Games played: 6

Minutes/game: 2.0

Points/game: 0.8

FG Pct: 25.0

3FG Pct: 0.0

FT Pct: 50.0

Rebounds/game: 0.8

Assists/game: 0.2

Turnovers/game: 0.2

Assist/turnover ratio: 1.0

				Field Goals		3-Point		F-Throws		Rebounds										Scoring	
SEASON	TEAM	GP-GS	MIN/AVG	FG-FGA	FG%	3FG-3FGA	3FG%	FT-FTA	FT%	OFF	DEF	TOT	AVG	PF-FO	A	TO	BLK	STL	PTS	AVG	
2024-25	Win	6-0	12/2.1	2-8	.250	0-2	.000	1-2	.500	2	3	5	0.8	2-0	1	1	0	0	5	0.8	
TOTAL		6-0	12/2.1	2-8	.250	0-2	.000	1-2	.500	2	3	5	0.8	2-0	1	1	0	0	5	0.8	



Nick Johnson 10

Guard / 6-4 / 200 / Sr.
Bronx, N.Y.
(New Hampshire)

CAREER HONORS

2022-23 America East All-Conference Third Team | 2022-23 America East All-Defensive Team

CAREER HIGHS

Points	28	Charleston Sou. (1/15/25)
Minutes	47	two times
FGM	9	two times
FGA	20	Charleston Sou. (1/15/25)
3PTFGM	4	two times
3PTFGA	8	two times
FTM	11	Charleston Sou. (1/15/25)
FTA	16	Charleston Sou. (1/15/25)
Rebounds	16	Vermont (1/8/23)
Assists	5	at Little Rock (12/10/23)
Blocks	3	two times
Steals	4	four times
Turnovers	5	two times

BIG SOUTH

Points	28	Charleston Sou. (1/15/25)
Minutes	47	two times
FGM	9	Charleston Sou. (1/15/25)
FGA	20	Charleston Sou. (1/15/25)
3PTFGM	4	Radford (1/13/24)
3PTFGA	8	Radford (1/13/24)
FTM	11	Charleston Sou. (1/15/25)
FTA	16	Charleston Sou. (1/15/25)
Rebounds	7	two times
Assists	4	two times
Blocks	2	Presbyterian (1/29/25)
Steals	4	Presbyterian (1/29/25)
Turnovers	5	Radford (1/13/24)

EXTRA DRIBBLE

- Has back-to-back 20-point games after leading the Eagles with 20 vs. Radford
- Was 1-of-3 Eagles to score 20 or more points in the win at Upstate (21)
- Posted a career-high 28 points vs. the Bucs, 17 of which came in the overtime periods (his 10th career 20-point game)
- Has been in double-figures 16 of the last 18 games
- As a starter (20 games) he's averaging 14.0 ppg, 2.9 rpg and 1.5 spg while shooting 46 percent from the field and 72 percent at the foul line
- Made 100th career start at Radford and has 129 career games overall
- Last year he was second on the team with 159 free throw attempts in all games and vs. Big South opponents with 88 (shot 62 percent in all games, 66 percent in Big South)
- This season he's 2nd on the team in free throw attempts (153) and is shooting 71 percent
- Scored 17 points off the bench in the win vs. N.C. Central, two days after posting 17 points in the win over William & Mary
- Has a steal in 24-of-27 games, nabbing 38 on the year for a career total of 153 and eight multi-steal games
- Ranks 7th in the Big South in steals per game (1.4) and 19th in scoring (12.7)
- Surpassed 1,000 career points in the win at Radford last season (now has 1,387)
- This season the team is 12-4 in games he's scored 10 or more and in his two-year career as an Eagle the team is 24-11 when he reaches double-digits
- Had 13 multi-steal games last season
- Had 44 steals in 2023-24, the first Eagle with 40 or more in a single-season since 2019-20 when Chandler Vaudrin had 45
- Had three steals at Longwood, his seventh game this season with 3 or more
- Reached 100 career steals with a swipe in the win over Radford
- Dished out a career-high five assists in the win at Little Rock
- Scored a season-high 14 points in back-to-back games (Drexel/Holy Cross)
- Last season at New Hampshire he played in 25 games with 23 starts and was second on the team in scoring (12.8 ppg)
- Ranked 3rd in the America East in steals per game (1.4)
- Posted 20 or more points five times in 2022-23
- Recorded a double-double in back-to-back games (vs. Vermont/at Maine)
- Led All Hallows H.S. to a Class A CHSAA regular season title in 2019
- Averaged 21.7 ppg, 8.2 rpg, 4.9 apg, and 1.6 spg in his senior season
- Was named the Class A Player of the Year

				Total		3-Pointers		Free throws		Rebounds											
Opponent	Date	qs	min	fg-fga	pct	3fg-fga	pct	ft-fga	pct	off	def	tot	avg	pf	a	t/o	blk	stl	pts	avg	
PIEDMONT	11/04/24		17	2-7	.286	1-3	.333	0-1	.000	2	1	3	3.0	1	2	0	0	1	5	5.0	
LITTLE ROCK	11/09/24		15	0-4	.000	0-3	.000	1-2	.500	1	3	4	3.5	4	2	3	1	2	1	3.0	
at Virginia Tech	11/11/24		23	0-5	.000	0-3	.000	2-4	.500	0	3	3	3.3	2	2	0	1	0	2	2.7	
WILLIAM & MARY	11/15/24		28	4-9	.444	3-7	.429	6-6	1.000	0	1	1	2.8	2	0	0	0	3	17	6.3	
GA. SOUTHERN	11/16/24		27	1-6	.167	0-2	.000	4-6	.667	2	1	3	2.8	1	0	3	0	1	6	6.2	
N.C. CENTRAL	11/17/24		29	5-7	.714	2-3	.667	5-8	.625	0	1	1	2.5	2	2	1	1	1	17	8.0	
at Louisville	11/22/24	*	20	1-6	.167	1-4	.250	0-1	.000	0	2	2	2.4	5	2	4	0	1	3	7.3	
LIU	11/25/24	*	22	5-8	.625	0-2	.000	1-3	.333	2	0	2	2.4	4	0	2	2	2	11	7.8	
AVERETT	11/27/24	*	17	1-3	.333	0-0	.000	5-6	.833	0	0	0	2.1	1	2	0	0	1	7	7.7	
at Queens (NC)	12/03/24	*	28	7-12	.583	2-5	.400	4-7	.571	1	2	3	2.2	3	1	4	0	3	20	8.9	
COASTAL CAROLINA	12/07/24	*	34	4-8	.500	2-3	.667	5-5	1.000	0	1	1	2.1	1	3	1	1	2	15	9.5	
BOB JONES	12/12/24	*	20	4-5	.800	2-2	1.000	1-2	.500	0	1	1	2.0	1	3	4	0	1	11	9.6	
at Florida St.	12/17/24	*	27	4-14	.286	1-6	.167	8-8	1.000	0	3	3	2.1	2	1	3	0	1	17	10.2	
MERCER	12/21/24	*	32	7-11	.636	2-4	.500	6-9	.667	2	3	5	2.3	4	2	2	0	2	22	11.0	
at Indiana	12/29/24	*	29	2-7	.286	1-4	.250	5-6	.833	2	4	6	2.5	5	2	1	1	1	10	10.9	
USC UPSTATE	01/02/25	*	29	5-8	.625	1-2	.500	5-7	.714	0	3	3	2.6	3	0	2	0	0	16	11.3	
at Radford	01/04/25	*	33	3-9	.333	0-4	.000	3-4	.750	1	1	2	2.5	5	0	1	0	1	9	11.1	
at Gardner-Webb	01/08/25	*	32	5-8	.625	1-4	.250	6-7	.857	0	2	2	2.5	3	2	1	0	1	17	11.4	
LONGWOOD	01/11/25		27	4-8	.500	2-5	.400	6-8	.750	0	7	7	2.7	3	1	3	0	0	16	11.7	
CHARLESTON SO.	01/15/25	*	47	8-20	.400	1-4	.250	11-16	.688	1	3	4	2.8	4	4	3	1	1	28	12.5	
at UNC Asheville	01/18/25	*	33	4-9	.444	1-4	.250	2-6	.333	0	2	2	2.8	1	1	3	0	1	11	12.4	
at High Point	01/25/25	*	32	3-8	.375	2-4	.500	2-3	.667	1	1	2	2.7	3	0	0	1	1	10	12.3	
PRESBYTERIAN	01/29/25	*	33	3-8	.375	1-4	.250	3-6	.500	0	6	6	2.9	3	3	2	2	4	10	12.2	
GARDNER-WEBB	02/01/25	*	30	5-15	.333	1-5	.200	3-3	1.000	0	0	0	2.8	1	1	2	1	3	14	12.3	
at Charleston So.	02/05/25	*	21	2-6	.333	1-2	.500	2-4	.500	1	2	3	2.8	0	2	2	0	1	7	12.1	
at USC Upstate	02/08/25	*	28	6-10	.600	2-2	1.000	7-7	1.000	0	4	4	2.8	2	2	1	0	2	21	12.4	
RADFORD	02/12/25	*	27	6-12	.500	2-3	.667	6-8	.750	4	2	6	2.9	4	2	2	0	1	20	12.7	
Totals			20	740	101-233	.433	32-94	.340	109-153	.712	20	59	79	2.9	70	42	50	12	38	343	12.7

Games played: 27
Minutes/game: 27.4
Points/game: 12.7
FG Pct: 43.3
3FG Pct: 34.0
FT Pct: 71.2

Rebounds/game: 2.9
Assists/game: 1.6
Turnovers/game: 1.9
Assist/turnover ratio: 0.8
Steals/game: 1.4
Blocks/game: 0.4

				Field Goals		3-Point		F-Throws		Rebounds				Scoring						
SEASON	TEAM	GP-GS	MIN/AVG	FG-FGA	FG%	3FG-3FGA	3FG%	FT-FTA	FT%	OFF	DEF	TOT	AVG	PF-FO	A	TO	BLK	STL	PTS	AVG
2020-21	UNH	19-11	470/24.7	57-126	.452	7-21	.333	30-64	.469	18	65	83	4.4	43-1	24	27	7	16	151	7.9
2021-22	UNH	28-27	794/28.4	89-184	.484	16-56	.286	48-78	.615	32	89	121	4.3	70-2	36	35	16	22	242	8.6
2022-23	UNH	25-23	835/33.4	104-278	.374	34-91	.374	77-126	.611	43	81	124	5.0	62-0	26	45	9	34	319	12.8
2023-24	Win	32-28	889/27.8	99-236	.419	35-99	.354	99-159	.623	32	79	111	3.5	63-1	55	59	9	44	332	10.4
2024-25	Win	27-20	737/27.3	101-233	.433	32-94	.340	109-153	.712	20	59	79	2.9	70-3	42	50	12	38	343	12.7
TOTAL FOR Win		59-48	1626/27.6	200-469	.426	67-193	.347	208-312	.667	52	138	190	3.2	133-4	97	109	21	82	675	11.4
TOTAL		131-109	3724/28.4	450-1057	.426	124-361	.343	363-580	.626	145	373	518	4.0	308-7	183	216	53	154	1387	10.6



Kasen Harrison 11

Guard / 6-2 / 200 / Sr.
Beaumont, Texas
(Lamar Univ.)

CAREER HONORS

CAREER HIGHS				BIG SOUTH			
Points	27	at High Point (2/28/24)	Points	27	at High Point (2/28/24)		
Minutes	47	Charleston Sou. (1/15/25)	Minutes	47	Charleston Sou. (1/15/25)		
FGM	10	at High Point (2/28/24)	FGM	10	at High Point (2/28/24)		
FGA	18	Charleston Sou. (1/15/25)	FGA	18	Charleston Sou. (1/15/25)		
3PTFGM	6	Campbell (2/22/23)	3PTFGM	6	Campbell (2/22/23)		
3PTFGA	7	three times	3PTFGAs	6	Campbell (2/22/23)		
FTM	12	Georgia Southern (11/16/24)	FTM	9	four times		
FTA	14	at Longwood (1/7/23)	FTA	14	at Longwood (1/7/23)		
Rebounds	9	Wiley (11/9/21)	Rebounds	6	two times		
Assists	9	two times	Assists	9	two times		
Blocks	1	11 times	Blocks	1	at Longwood (1/7/23)		
Steals	4	five times	Steals	3	four times		
Turnovers	6	two times	Turnovers	5	at Longwood (1/7/23)		

EXTRA DRIBBLE

- Was 1-of-3 Eagles with 20 or more points in the win at Upstate (20)
- It was his 3rd 20-point game of the season and first during conference play
- Against Charleston Southern he became the 29th Eagle to score 1,000 points and in the process surpassed 1,500 career points
- Tied his career-high of nine assists in the win at Upstate
- Dished out a career-high nine assists in the win over Longwood and now has 21 assists combined over the last four games
- Has 12 games on the year with four or more assists
- Moved past 400 career assists (485) and has 334 as an Eagle, putting him 10th on the all-time list and four shy of James Shuler in 9th
- Became the 14th player in program history to reach 300 career assists
- Has four games with three or more steals and nine multi-steal game on the season
- Posted second 20-point game of the season with 20 in the win over Mercer as he was 7-of-11 from the floor
- Scored in double-figures the first seven games, including a season-high 24 against Georgia Southern
- Tied a career-best four steals against Little Rock
- 4th in the Big South for assists per game (3.9) and 12th in steals per game (1.2)
- Was 1-of-3 Eagles reach 1,000 career points in 2023-24
- Knocked down a career-best six threes as he was a perfect 6-for-6 behind the arc in win over Campbell (2/22/23)
- No Winthrop player in the last 19 seasons has been perfect behind the arc when making five or more in a game
- Transferred from Lamar where he was a two-year starter
- As a sophomore he battled his way through injuries and played 16 games
- In the 16 games he averaged 10.7 ppg, 3.0 rpg and 3.2 apg
- He led all freshmen in scoring in the Southland Conference after posting 13.1 ppg in his first season
- Also ranked 5th in the Southland for assists per game (4.0) and 7th in steals (1.48)
- Was a PHTX Top 100 prospect out of Texas (58th overall) and was rated the No. 6 player by RCSsports.com

Opponent	Date	gs	min	Total		3-Pointers		Free throws		Rebounds				pf	a	t/o	blk	stl	pts	avg.	
				fg-fga	pct	3fg-fga	pct	ft-fga	pct	off	def	tot	avg								
PIEDMONT	11/04/24	*	20	5-9	.556	0-2	.000	4-4	1.000	0	1	1	1.0	1	4	0	0	0	14	14.0	
LITTLE ROCK	11/09/24	*	29	3-4	.750	0-1	.000	7-8	.875	0	4	4	2.5	3	4	2	0	4	13	13.5	
at Virginia Tech	11/11/24	*	33	8-14	.571	1-5	.200	2-3	.667	0	1	1	2.0	3	2	4	0	0	19	15.3	
WILLIAM & MARY	11/15/24	*	32	5-13	.385	0-1	.000	5-6	.833	0	3	3	2.3	2	3	1	0	3	15	15.3	
GA. SOUTHERN	11/16/24	*	31	6-8	.750	0-0	.000	12-13	.923	1	4	5	2.8	2	2	6	1	0	24	17.0	
N.C. CENTRAL	11/17/24	*	36	5-8	.625	1-2	.500	2-3	.667	0	6	6	3.3	1	6	2	0	2	13	16.3	
at Louisville	11/22/24	*	34	4-12	.333	0-1	.000	2-3	.667	0	0	0	2.9	4	3	3	0	2	10	15.4	
LIU	11/25/24	*	27	2-6	.333	0-1	.000	2-6	.333	0	3	3	2.9	1	2	1	0	1	6	14.3	
AVERETT	11/27/24	*	25	5-8	.625	2-2	1.000	3-3	1.000	0	5	5	3.1	1	4	2	0	0	15	14.3	
at Queens (NC)	12/03/24	*	24	5-8	.625	0-0	.000	5-6	.833	0	3	3	3.1	2	4	0	1	0	15	14.4	
COASTAL CAROLINA	12/07/24	*	27	8-12	.667	2-2	1.000	1-1	1.000	0	1	1	2.9	3	2	1	0	1	19	14.8	
BOB JONES	12/12/24	*	22	2-5	.400	0-1	.000	0-0	.000	0	3	3	2.9	0	2	2	0	3	4	13.9	
at Florida St.	12/17/24	*	31	1-4	.250	0-1	.000	1-3	.333	1	2	3	2.9	1	5	0	0	1	3	13.1	
MERCER	12/21/24	*	29	7-11	.636	1-3	.333	5-8	.625	0	3	3	2.9	2	4	2	1	1	20	13.6	
at Indiana	12/29/24	*	33	4-11	.364	1-1	1.000	5-6	.833	0	1	1	2.8	3	4	3	0	3	14	13.6	
USC UPSTATE	01/02/25	*	26	6-10	.600	2-4	.500	0-0	.000	0	0	0	2.6	3	7	0	0	2	14	13.6	
at Radford	01/04/25	*	32	4-12	.333	0-0	.000	4-5	.800	0	0	0	2.5	2	1	3	0	2	12	13.5	
at Gardner-Webb	01/08/25	*	31	5-8	.625	0-1	.000	3-6	.500	0	2	2	2.4	1	3	0	1	1	13	13.5	
LONGWOOD	01/11/25	*	32	6-12	.500	0-2	.000	2-3	.667	0	2	2	2.4	2	9	1	0	2	14	13.5	
CHARLESTON SO.	01/15/25	*	47	8-18	.444	0-1	.000	2-6	.333	0	1	1	2.4	4	5	1	0	0	18	13.8	
at UNC Asheville	01/18/25	*	27	2-4	.500	0-0	.000	0-1	.000	0	0	0	2.2	2	4	2	0	0	4	13.3	
at High Point	01/25/25	*	30	4-10	.400	3-4	.750	3-4	.750	0	2	2	2.2	1	2	2	0	0	14	13.3	
PRESBYTERIAN	01/29/25	*	29	1-3	.333	0-1	.000	3-4	.750	0	3	3	2.3	1	4	1	0	0	5	13.0	
GARDNER-WEBB	02/01/25	*	28	5-10	.500	0-0	.000	9-13	.692	1	2	3	2.3	2	1	2	0	1	19	13.2	
at Charleston So.	02/05/25	*	28	4-10	.400	0-0	.000	0-0	.000	0	3	3	2.3	0	6	1	0	1	8	13.0	
at USC Upstate	02/08/25	*	30	6-11	.545	1-1	1.000	7-8	.875	0	0	0	2.2	1	9	3	0	1	20	13.3	
RADFORD	02/12/25	*	26	6-12	.500	1-1	1.000	0-0	.000	1	0	1	2.2	3	3	1	0	0	13	13.3	
Totals			27	799	127-253	.502	15-38	.395	89-123	.724	4	55	59	2.2	51	105	46	4	31	358	13.3

Games played: 27
Minutes/game: 29.6
Points/game: 13.3
FG Pct: 50.2
3FG Pct: 39.5
FT Pct: 72.4

Rebounds/game: 2.2
Assists/game: 3.9
Turnovers/game: 1.7
Assist/turnover ratio: 2.3
Steals/game: 1.1
Blocks/game: 0.1

HARRISON, Kasen

				Field Goals		3-Point		F-Throws		Rebounds									Scoring	
SEASON	TEAM	GP-GS	MIN/AVG	FG-FGA	FG%	3FG-3FGA	3FG%	FT-FTA	FT%	OFF	DEF	TOT	AVG	PF-FO	A	TO	BLK	STL	PTS	AVG
2020-21	Lamar	25-20	805/32.2	115-241	.477	15-31	.484	83-103	.806	23	47	70	2.8	62-0	100	72	1	37	328	13.1
2021-22	Lamar	16-12	470/29.4	62-163	.380	13-53	.245	34-46	.739	19	29	48	3.0	23-0	51	41	0	17	171	10.7
2022-23	Win	29-26	931/32.1	111-231	.481	28-62	.452	83-110	.755	5	66	71	2.4	73-3	111	71	5	34	333	11.5
2023-24	Win	31-29	977/31.5	111-264	.420	28-92	.304	99-131	.756	19	75	94	3.0	65-0	118	62	4	38	349	11.3
2024-25	Win	27-27	802/29.7	127-253	.502	15-38	.395	89-123	.724	4	55	59	2.2	51-0	105	46	4	31	358	13.3
TOTAL FOR Win		87-82	2710/31.1	349-748	.467	71-192	.370	271-364	.745	28	196	224	2.6	189-3	334	179	13	103	1040	12.0
TOTAL		128-114	3985/31.1	526-1152	.457	99-276	.359	388-513	.756	70	272	342	2.7	274-3	485	292	14	157	1539	12.0



K.J.
Doucet

12

Forward / 6-7 / 230 / Sr.
Austell, Ga.
(Fort Valley State)

CAREER HONORS

2024-25 Big South Preseason Second Team All-Conference | 2022-23 SIAC Player of the Year | 2022-23 All-SIAC First Team | 2022-23 Div. II Conference Commissioner's Association (D2CCA) All-South Regional Team | 2022-23 D2 HBCU All-America First Team | 2021-22 SIAC Freshman of the Year

CAREER HIGHS				BIG SOUTH			
Points	31	Edward Waters (2/28/23)	Points	28	at Charleston Sou. (1/24/24)		
Minutes	39	Edward Waters (2/28/23)	Minutes	32	UNC Asheville (1/6/24)		
FGM	11	two times	FGM	11	two times		
FGA	28	Edward Waters (2/28/23)	FGA	17	at Radford (2/15/24)		
3PTFGM	4	four times	3PTFGM	3	three times		
3PTFGA	10	three times	3PTFGAs	10	UNC Asheville (1/18/24)		
FTM	13	Edward Waters (2/28/23)	FTM	10	at Radford (1/4/25)		
FTA	17	Edward Waters (2/28/23)	FTA	13	at Radford (1/4/25)		
Rebounds	13	Kentucky St. (2/28/22)	Rebounds	11	USC Upstate (1/2/25)		
Assists	5	three times	Assists	4	at Charleston Sou. (1/24/24)		
Blocks	3	Savannah St (2/9/22)	Blocks	2	at USC Upstate (1/6/24)		
Steals	4	two times	Steals	4	UNC Asheville (1/18/24)		
Turnovers	6	Univ. of Ft. Lauderdale (12/30/22)	Turnovers	5	two times		

EXTRA DRIBBLE

- Averaging 13.8 ppg, 6.0 rpg while shooting 62 percent from the floor in league home games
- Ranks 65th in the nation in free throw attempts (141)
- Posted back-to-back double-doubles with 14 points, 12 rebounds at Indiana followed by 22 points and 11 rebounds vs. Upstate
- Failed to reach double-figures for the first time this season in the loss at FSU (8 points) and did so in back-to-back games
- Second on the team in scoring, 17th in the Big South (13.5)
- Surpassed 1,600 career points (1,657) six points at Upstate
- Is 12 rebounds away from 600 in his career
- Poured in a season-high 23 points in the win over Coastal
- Posted his second double-double in a three-game span with 13 points, 10 rebounds at Louisville
- Put up a double-double of 18 points, 10 rebounds against Georgia Southern
- Had 19 games in double-figures in 2023-24, including a stretch of three straight games with 20 or more points in December
- Last season he ranked 19th in the Big South in scoring (12.4), 11th in free throw percentage (.715) and 14th in three-pointers per game (1.6)
- Scored nine points vs. Toccoa Falls to reach 1,100 career points (reached 1,000 at Coastal Carolina) and surpassed 1,200 in the home win over the Bucs
- Transfer from Fort Valley State
- Scored double-figures in 28-of-29 games played last season and had 20 or more points in nine games
- Scored a career-high 31 points vs. Edward Waters in the final game of the season
- Led the team in scoring his freshman season as well as field goals made, three-point field goals made, free throws made, free throw percentage, total rebounds, defensive rebounds and rebounds per game

Opponent	Date	gs	min	Total		3-Pointers		Free throws		Rebounds				pf	a	t/o	blk	stl	pts	avg	
				fg-fga	pct	3fg-fga	pct	ft-fga	pct	off	def	tot	avg								
PIEDMONT	11/04/24	*	18	6-9	.667	1-2	.500	0-1	.000	3	3	6	6.0	2	1	2	0	1	13	13.0	
LITTLE ROCK	11/09/24	*	27	4-7	.571	3-5	.600	6-8	.750	1	6	7	6.5	2	1	4	0	2	17	15.0	
at Virginia Tech	11/11/24	*	30	7-12	.583	3-4	.750	0-2	.000	2	4	6	6.3	4	0	3	0	0	17	15.7	
WILLIAM & MARY	11/15/24	*	9	4-4	1.000	1-1	1.000	2-4	.500	2	1	3	5.5	5	0	1	0	0	11	14.5	
GA. SOUTHERN	11/16/24	*	27	6-11	.545	2-4	.500	4-9	.444	0	10	10	6.4	4	2	3	0	1	18	15.2	
N.C. CENTRAL	11/17/24	*	23	3-6	.500	0-1	.000	4-4	1.000	2	1	3	5.8	4	0	2	0	2	10	14.3	
at Louisville	11/22/24	*	23	5-11	.455	2-4	.500	1-6	.167	6	4	10	6.4	3	0	3	0	1	13	14.1	
LIU	11/25/24	*	27	6-10	.600	1-2	.500	4-4	1.000	0	4	4	6.1	1	2	1	0	1	17	14.5	
AVERETT	11/27/24	*	23	4-7	.571	0-0	.000	6-6	1.000	1	5	6	6.1	1	1	1	0	1	14	14.4	
at Queens (NC)	12/03/24	*	27	4-8	.500	0-3	.000	5-7	.714	0	5	5	6.0	4	2	1	1	1	13	14.3	
COASTAL CAROLINA	12/07/24	*	31	6-10	.600	1-5	.200	10-14	.714	0	3	3	5.7	3	2	0	0	1	23	15.1	
BOB JONES	12/12/24	*	23	4-6	.667	1-2	.500	4-5	.800	1	5	6	5.8	2	3	4	0	1	13	14.9	
at Florida St.	12/17/24	*	26	4-9	.444	0-1	.000	0-0	.000	2	4	6	5.8	2	0	4	1	0	8	14.4	
MERCER	12/21/24	*	28	2-8	.250	0-2	.000	5-10	.500	2	3	5	5.7	2	2	4	0	0	9	14.0	
at Indiana	12/29/24	*	31	6-19	.316	1-7	.143	1-2	.500	4	8	12	6.1	3	0	3	0	0	14	14.0	
USC UPSTATE	01/02/25	*	30	8-11	.727	1-2	.500	5-5	1.000	4	7	11	6.4	3	2	2	0	2	22	14.5	
at Radford	01/04/25	*	34	3-11	.273	0-2	.000	10-13	.769	0	3	3	6.2	3	0	2	0	1	16	14.6	
at Gardner-Webb	01/08/25	*	27	5-13	.385	1-4	.250	5-10	.500	4	2	6	6.2	0	2	2	1	2	16	14.7	
LONGWOOD	01/11/25	*	20	2-3	.667	2-3	.667	0-0	.000	0	4	4	6.1	5	1	2	0	0	6	14.2	
CHARLESTON SO.	01/15/25		26	6-9	.667	1-2	.500	2-5	.400	0	3	3	6.0	5	0	2	0	2	15	14.3	
at UNC Asheville	01/18/25	*	13	4-8	.500	0-3	.000	4-5	.800	1	1	2	5.8	4	1	5	0	0	12	14.1	
at High Point	01/25/25	*	25	4-11	.364	1-3	.333	0-3	.000	0	3	3	5.6	5	2	3	1	0	9	13.9	
PRESBYTERIAN	01/29/25	*	28	4-8	.500	0-2	.000	4-6	.667	2	6	8	5.7	1	0	0	0	2	12	13.8	
GARDNER-WEBB	02/01/25	*	19	4-8	.500	1-3	.333	5-6	.833	2	2	4	5.7	5	1	2	0	0	14	13.8	
at Charleston So.	02/05/25	*	15	6-9	.667	3-4	.750	0-0	.000	0	2	2	5.5	3	1	1	1	0	15	13.9	
at USC Upstate	02/08/25	*	17	2-2	1.000	0-0	.000	2-2	1.000	1	5	6	5.5	5	0	2	0	0	6	13.6	
RADFORD	02/12/25	*	26	3-7	.429	1-2	.500	4-4	1.000	1	5	6	5.6	2	1	3	1	0	11	13.5	
Totals			26	653	122-237	.515	27-73	.370	93-141	.660	41	109	150	5.6	83	27	62	6	21	364	13.5

Games played: 27
Minutes/game: 24.2
Points/game: 13.5
FG Pct: 51.5
3FG Pct: 37.0
FT Pct: 66.0

Rebounds/game: 5.6
Assists/game: 1.0
Turnovers/game: 2.3
Assist/turnover ratio: 0.4
Steals/game: 0.8
Blocks/game: 0.2

				Field Goals		3-Point		F-Throws		Rebounds										Scoring	
SEASON	TEAM	GP-GS	MIN/AVG	FG-FGA	FG%	3FG-3FGA	3FG%	FT-FTA	FT%	OFF	DEF	TOT	AVG	PF-FO	A	TO	BLK	STL	PTS	AVG	
2021-22	FVSU	28-28	803/28.7	133-332	.401	40-121	.331	106-137	.774	23	125	148	5.3	94-5	43	60	11	32	412	14.7	
2022-23	FVSU	29-29	845/29.1	149-358	.416	34-108	.315	152-201	.756	45	107	152	5.2	99-6	59	73	7	32	484	16.7	
2023-24	Win	32-30	766/23.9	129-291	.443	51-144	.354	88-123	.715	39	99	138	4.3	97-8	44	64	9	19	397	12.4	
2024-25	Win	27-26	654/24.2	122-237	.515	27-73	.370	93-141	.660	41	109	150	5.6	83-6	27	62	6	21	364	13.5	
TOTAL FOR Win		59-56	1420/24.1	251-528	.475	78-217	.359	181-264	.686	80	208	288	4.9	180-14	71	126	15	40	761	12.9	
TOTAL		116-113	3068/26.5	533-1218	.438	152-446	.341	439-602	.729	148	440	588	5.1	373-25	173	259	33	104	1657	14.3	



Clay
Howard

13

Guard / 6-3 / 180 / Jr.
Aiken, S.C.
(Aiken H.S.)

CAREER HONORS

CAREER HIGHS			BIG SOUTH		
Points	3	Toccoa Falls (11/29/22)	Points	2	at Charleston Sou. (1/24/24)
Minutes	10	Toccoa Falls (11/29/22)	Minutes	2	at Charleston Sou. (1/24/24)
FGM	1	Toccoa Falls (11/29/22)	FGM	1	at Charleston Sou. (1/24/24)
FGA	3	Toccoa Falls (11/29/22)	FGA	1	at Charleston Sou. (1/24/24)
3PTFGM	1	Toccoa Falls (11/29/22)	3PTFGM		
3PTFGAs	3	Toccoa Falls (11/29/22)	3PTFGAs		
FTM	1	IUPUI (11/18/23)	FTM		
FTA	2	IUPUI (11/18/23)	FTA		
Rebounds	1	three times	Rebounds		
Assists			Assists		
Blocks			Blocks		
Steals	1	three times	Steals		
Turnovers	1	Toccoa Falls (11/29/22)	Turnovers		

EXTRA DRIBBLE

- Has not played in a game this season
- Scored a career-high eight points in four minutes off the bench vs. Toccoa Falls
- Hit multiple threes in the game for first time in his collegiate career
- Off the bench for a season-high five minutes vs. Brevard
- In 2022-23 he played a career-high 10 minutes vs. Toccoa Falls and scored first collegiate points with a three
- Saw first action in final minute of win over Eastern Michigan
- Was a team captain in high school and graduated Magna Cum Laude

				Field Goals		3-Point		F-Throws		Rebounds									Scoring	
SEASON	TEAM	GP-GS	MIN/AVG	FG-FGA	FG%	3FG-3FGA	3FG%	FT-FTA	FT%	OFF	DEF	TOT	AVG	PF-FO	A	TO	BLK	STL	PTS	AVG
2022-23	Win	3-0	11/3.6	1-3	.333	1-3	.333	0-0	.000	0	1	1	0.3	2-0	0	1	0	1	3	1.0
2023-24	Win	7-0	19/2.7	4-11	.364	2-5	.400	1-3	.333	0	2	2	0.3	1-0	0	0	0	3	11	1.6
TOTAL		10-0	30/3.0	5-14	.357	3-8	.375	1-3	.333	0	3	3	0.3	3-0	0	1	0	4	14	1.4



Noah Van Bibber 14

Guard / 6-5 / 190 / So.
Debary, Fla.
(Concord Academy)

CAREER HONORS

CAREER HIGHS			BIG SOUTH		
Points	22	Holy Cross (11/17/23)	Points	8	USC Upstate (2/24/24)
Minutes	19	Brevard (11/8/23)	Minutes	9	USC Upstate (2/24/24)
FGM	6	Holy Cross (11/17/23)	FGM	2	USC Upstate (2/24/24)
FGA	9	Holy Cross (11/17/23)	FGA	3	USC Upstate (2/24/24)
3PTFGM	6	Holy Cross (11/17/23)	3PTFGM	2	USC Upstate (2/24/24)
3PTFGAs	8	Holy Cross (11/17/23)	3PTFGAs	3	USC Upstate (2/24/24)
FTM	4	Holy Cross (11/17/23)	FTM	2	USC Upstate (2/24/24)
FTA	4	Holy Cross (11/17/23)	FTA	3	USC Upstate (2/24/24)
Rebounds	5	Brevard (11/8/23)	Rebounds	1	Charleston Sou. (2/7/24)
Assists	1	two times	Assists		
Blocks			Blocks		
Steals	1	Queens (12/5/23)	Steals		
Turnovers	2	two times	Turnovers	1	two times

EXTRA DRIBBLE

- Played six minutes off the bench vs. Bob Jones, finishing with three points and a rebound
- Was 2-for-3 in the opener vs. Piedmont, but is 1-for-8 since
- One of the first off the bench vs. N.C. Central but finished with just three minutes
- Saw a season-high 10 minutes in the opener vs. Piedmont, finishing the game with six points on 2-of-3 shooting behind the arc
- Came off the bench to score a career-high 22 points in the win over Holy Cross (11/17/23)
- Knocked down six threes in the game
- Was the first Winthrop freshman with a 20-point game since D.J. Burns Jr. had 23 at Charleston Southern on Jan. 30, 202
- The last freshman guard to score 20 or more points was Russell Jones Jr. on Dec. 12, 2019 vs. Elon

Opponent	Date	gs	min	Total		3-Pointers		Free throws		Rebounds				pf	a	t/o	blk	stl	pts	avg
				fg-fga	pct	3fg-fga	pct	ft-fga	pct	off	def	tot	avg							
PIEDMONT	11/04/24		10	2-3	.667	2-3	.667	0-0	.000	0	1	1	1.0	0	0	0	0	0	6	6.0
LITTLE ROCK	11/09/24		1	0-0	.000	0-0	.000	0-0	.000	0	0	0	0.5	0	0	0	0	0	0	3.0
N.C. CENTRAL	11/17/24		3	0-2	.000	0-2	.000	0-0	.000	0	0	0	0.3	1	0	0	0	0	0	2.0
LIU	11/25/24		8	1-4	.250	1-3	.333	0-0	.000	0	1	1	0.5	0	0	0	0	0	3	2.3
AVERETT	11/27/24		6	0-4	.000	0-3	.000	0-0	.000	1	1	2	0.8	0	0	0	0	0	0	1.8
BOB JONES	12/12/24		6	1-2	.500	1-2	.500	0-0	.000	0	1	1	0.8	1	0	0	0	0	3	2.0
at Charleston So.	02/05/25		3	0-1	.000	0-1	.000	0-0	.000	0	0	0	0.7	0	0	1	0	0	0	1.7
Totals		0	37	4-16	.250	4-14	.286	0-0	.000	1	4	5	0.7	2	0	1	0	0	12	1.7

Games played: 7
Minutes/game: 5.3
Points/game: 1.7
FG Pct: 25.0
3FG Pct: 28.6

Rebounds/game: 0.7
Turnovers/game: 0.1

				Field Goals		3-Point		F-Throws		Rebounds									Scoring	
SEASON	TEAM	GP-GS	MIN/AVG	FG-FGA	FG%	3FG-3FGA	3FG%	FT-FTA	FT%	OFF	DEF	TOT	AVG	PF-FO	A	TO	BLK	STL	PTS	AVG
2023-24	Win	18-0	159/8.8	21-66	.318	16-52	.308	12-14	.857	10	12	22	1.2	29-0	2	7	0	1	70	3.9
2024-25	Win	7-0	36/5.2	4-16	.250	4-14	.286	0-0	.000	1	4	5	0.7	2-0	0	1	0	0	12	1.7
TOTAL		25-0	195/7.8	25-82	.305	20-66	.303	12-14	.857	11	16	27	1.1	31-0	2	8	0	1	82	3.3



Tommy Kamarad 15

Forward / 6-8 / 205 / Sr.
Buford, Ga.
(Arkansas Tech)

CAREER HONORS

CAREER HIGHS				BIG SOUTH			
Points	22	five times		Points	16	at USC Upstate (2/8/25)	
Minutes	38	at Southeastern Oklahoma (2/1/24)		Minutes	27	at USC Upstate (2/8/25)	
FGM	9	at Oklahoma Baptist (1/11/24)		FGM	6	at USC Upstate (2/8/25)	
FGA	15	at Southeastern Oklahoma (2/1/24)		FGA	8	at USC Upstate (2/8/25)	
3PTFGM	5	three times		3PTFGM	2	two times	
3PTFGA	10	at Southeastern Oklahoma (2/1/24)		3PTFGAs	4	Gardner-Webb (2/1/25)	
FTM	8	two times		FTM	2	at USC Upstate (2/8/25)	
FTA	8	two times		FTA	3	at USC Upstate (2/8/25)	
Rebounds	11	Northwestern Oklahoma (3/9/24)		Rebounds	8	at USC Upstate (2/8/25)	
Assists	4	Ouachita Baptist (12/2/23)		Assists	2	Gardner-Webb (2/1/25)	
Blocks	3	four times		Blocks	1	three times	
Steals	3	two times		Steals	2	two times	
Turnovers	2	Piedmont (11/4/24)		Turnovers	1	three games	

EXTRA DRIBBLE

- Made first start since Nov. 16 at USC Upstate and poured in 16 points along with eight rebounds, an assist, steal and block (season-high 27 minutes)
- Has started the last two games and has multiple threes in two of the last four
- Chipped in with nine points in the win over Gardner-Webb
- In addition he had five rebounds, two assists and two steals
- Was 2-for-4 behind the arc, the first game since Nov. 9 with multiple threes
- Back-to-back games with a three for second time this season
- Came off the bench for three minutes in first half at UNC Asheville and drained a three for a 39-36 lead
- Had three rebounds off bench vs. Mercer, his sixth game of the season with three or more
- Solid game off the bench vs. LIU with seven points, a rebound, assist, two blocks and a steal in 12 minutes
- 4-for-8 behind the arc in the first two games and then was 2-for-30 after until the Gardner-Webb game
- After failing to score in four of the previous five games he's scored in four straight (10 points)
- Posted a season-high 13 points in the win over Little Rock
- Seen double-digit minutes in 10-of-12 games with a season-high 20 vs. William & Mary
- Started the first five games of the season (5.2 ppg, 4.6 rpg)
- Had 26 points in first four games and just two in the last three
- After starting the season 4-for-8 behind the arc, he's 0-for-9 since
- Played the last two seasons at Arkansas Tech, starting 58-of-63 games played
- Helped the team to a Great American Conference Championship
- Named to the GACC All-Tournament Team
- Began career at Otero Junior College where he played 45 games with 22 starts

Opponent	Date	gs	min	Total		3-Pointers		Free throws		Rebounds				pf	a	t/o	blk	stl	pts	avg
				fg-fga	pct	3fg-fga	pct	ft-fa	pct	off	def	tot	avg							
PIEDMONT	11/04/24	*	16	2-5	.400	1-4	.250	2-3	.667	1	6	7	7.0	1	0	2	1	0	7	7.0
LITTLE ROCK	11/09/24	*	13	4-6	.667	3-4	.750	2-5	.400	1	4	5	6.0	0	0	1	0	0	13	10.0
at Virginia Tech	11/11/24	*	18	1-3	.333	0-2	.000	0-0	.000	2	0	2	4.7	3	1	1	0	1	2	7.3
WILLIAM & MARY	11/15/24	*	20	2-5	.400	0-3	.000	0-0	.000	3	3	6	5.0	4	1	0	0	2	4	6.5
GA. SOUTHERN	11/16/24	*	16	0-1	.000	0-1	.000	0-0	.000	1	2	3	4.6	1	0	1	0	0	0	5.2
N.C. CENTRAL	11/17/24		10	1-2	.500	0-1	.000	0-0	.000	1	1	2	4.2	0	0	0	0	0	2	4.7
at Louisville	11/22/24		10	0-3	.000	0-2	.000	0-0	.000	0	0	0	3.6	1	0	0	0	1	0	4.0
LIU	11/25/24		12	2-4	.500	1-3	.333	2-5	.400	0	1	1	3.3	2	1	1	2	1	7	4.4
AVERETT	11/27/24		17	0-3	.000	0-3	.000	0-0	.000	0	3	3	3.2	0	1	0	1	1	0	3.9
at Queens (NC)	12/03/24		3	0-0	.000	0-0	.000	0-0	.000	0	0	0	2.9	1	0	0	0	0	0	3.5
COASTAL CAROLINA	12/07/24		6	0-0	.000	0-0	.000	0-0	.000	0	1	1	2.7	1	0	0	0	0	0	3.2
BOB JONES	12/12/24		12	2-5	.400	0-2	.000	0-0	.000	0	1	1	2.6	1	1	0	0	1	4	3.3
at Florida St.	12/17/24		12	0-5	.000	0-4	.000	1-3	.333	1	1	2	2.5	2	1	1	1	0	1	3.1
MERCER	12/21/24		6	1-2	.500	0-1	.000	1-2	.500	2	1	3	2.6	0	0	0	0	0	3	3.1
at Indiana	12/29/24		8	1-2	.500	0-1	.000	0-0	.000	1	0	1	2.5	0	0	0	0	0	2	3.0
USC UPSTATE	01/02/25		5	0-1	.000	0-1	.000	0-2	.000	0	0	0	2.3	0	0	0	0	0	0	2.8
at Radford	01/04/25		5	0-2	.000	0-2	.000	0-0	.000	0	2	2	2.3	3	0	0	0	0	0	2.6
at UNC Asheville	01/18/25		3	1-1	1.000	1-1	1.000	0-0	.000	0	1	1	2.2	0	0	0	0	0	3	2.7
at High Point	01/25/25		6	0-1	.000	0-1	.000	2-2	1.000	0	2	2	2.2	3	0	0	1	1	2	2.6
PRESBYTERIAN	01/29/25		7	1-3	.333	0-2	.000	0-0	.000	1	1	2	2.2	2	0	1	0	0	2	2.6
GARDNER-WEBB	02/01/25		19	3-5	.600	2-4	.500	1-2	.500	1	4	5	2.3	2	2	0	0	2	9	2.9
at Charleston So.	02/05/25		17	1-2	.500	1-2	.500	0-0	.000	0	3	3	2.4	2	1	1	1	1	3	2.9
at USC Upstate	02/08/25	*	27	6-8	.750	2-4	.500	2-3	.667	1	7	8	2.6	2	1	0	1	1	16	3.5
RADFORD	02/12/25	*	19	0-1	.000	0-0	.000	2-2	1.000	0	1	1	2.5	5	0	1	1	2	2	3.4
Totals		7	287	28-70	.400	11-48	.229	15-29	.517	16	45	61	2.5	36	10	10	9	14	82	3.4

Games played: 24
Minutes/game: 12.0
Points/game: 3.4
FG Pct: 40.0
3FG Pct: 22.9
FT Pct: 51.7

Rebounds/game: 2.5
Assists/game: 0.4
Turnovers/game: 0.4
Assist/turnover ratio: 1.0
Steals/game: 0.6
Blocks/game: 0.4

				Field Goals		3-Point		F-Throws		Rebounds				Scoring						
SEASON	TEAM	GP-GS	MIN/AVG	FG-FGA	FG%	3FG-3FGA	3FG%	FT-FTA	FT%	OFF	DEF	TOT	AVG	PF-FO	A	TO	BLK	STL	PTS	AVG
2022-23	ATU	31-28	707/22.8	81-195	.415	29-81	.358	52-62	.839	35	86	121	3.9	74-1	27	36	24	26	243	7.8
2023-24	ATU	32-30	873/27.3	143-281	.509	47-118	.398	58-71	.817	53	112	165	5.2	84-3	42	47	33	17	391	12.2
2024-25	Win	24-7	288/12.0	28-70	.400	11-48	.229	15-29	.517	16	45	61	2.5	36-1	10	10	9	14	82	3.4
TOTAL FOR Win		24-7	288/12.0	28-70	.400	11-48	.229	15-29	.517	16	45	61	2.5	36-1	10	10	9	14	82	3.4
TOTAL		87-65	1867/21.5	252-546	.462	87-247	.352	125-162	.772	104	243	347	4.0	194-5	79	93	66	57	716	8.2



Tai
Hamilton

21

Forward / 6-10 / 200 / So.
Charlotte, N.C.
(William & Mary)

CAREER HONORS

CAREER HIGHS				BIG SOUTH			
Points	10	Piedmont (11/4/24)		Points	4	at Radford (1/4/25)	
Minutes	23	at Col. of Charleston (2/19/24)		Minutes	18	Charleston Southern (1/15/25)	
FGM	4	two times		FGM	1	three times	
FGA	5	at Queens (12/3/24)		FGA	3	Charleston Southern (1/15/25)	
3PTFGM				3PTFGM			
3PTFGA				3PTFGAs			
FTM	4	Piedmont (11/4/24)		FTM	2	at Radford (1/4/25)	
FTA	6	Piedmont (11/4/24)		FTA	2	three times	
Rebounds	10	Piedmont (11/4/24)		Rebounds	6	Charleston Southern (1/15/25)	
Assists	2	two times		Assists			
Blocks	4	two times		Blocks	2	at Gardner-Webb (1/8/25)	
Steals	3	Delaware (2/1/24)		Steals	2	at Radford (1/4/25)	
Turnovers	3	three times		Turnovers	1	three times	

- EXTRA DRIBBLE
- Played a season-high 18 minutes vs. the Bucs, but since has combined for 13 minutes the last three games
 - Has six multi-block games and is 7th in the Big South in blocks per game (1.0)
 - On the year he has three games with five or more rebounds, six games with four or more and 13 games with at least three
 - Only played nine minutes vs. Mercer after seeing 12 or more minutes in six previous games
 - Solid game off bench vs. Bob Jones with six points, five rebounds and two blocks
 - Played a season-high 17 minutes at Queens, finishing with nine points, 3 rebounds and two blocks
 - Tied career-best four blocks vs. LIU and also had two steals
 - Posted a double-double in the opener with 10 points, 10 rebounds (both career-highs)
 - Set a career-high in blocks with four vs. Piedmont
 - Played in 26 games as a freshman at William & Mary
 - Ranked 14th in the Coastal Athletic Association in blocks per game (nearly one per game - .85)
 - Only played two years of high school basketball
 - Selected for Queen City All-Star Game in 2023
 - Led state of North Carolina with 4.6 blocks per game in 2021-22
 - Played AAU for ACE Elite in 2021 and 2022

Opponent	Date	qs	min	Total		3-Pointers		Free throws		Rebounds				pf	a	t/o	blk	stl	pts	avg
				fg-fga	pct	3fg-fga	pct	ft-fa	pct	off	def	tot	avg							
PIEDMONT	11/04/24		11	3-3	1.000	0-0	.000	4-6	.667	5	5	10	10.0	4	2	0	4	1	10	10.0
LITTLE ROCK	11/09/24		6	1-1	1.000	0-0	.000	0-0	.000	1	0	1	5.5	4	0	0	0	0	2	6.0
at Virginia Tech	11/11/24		3	0-0	.000	0-0	.000	0-0	.000	1	2	3	4.7	0	0	0	2	0	0	4.0
WILLIAM & MARY	11/15/24		7	0-1	.000	0-0	.000	2-4	.500	1	1	2	4.0	1	0	0	1	0	2	3.5
GA. SOUTHERN	11/16/24		6	0-0	.000	0-0	.000	2-2	1.000	0	1	1	3.4	1	0	0	0	0	2	3.2
N.C. CENTRAL	11/17/24		3	0-0	.000	0-0	.000	0-0	.000	2	0	2	3.2	1	0	2	0	0	0	2.7
at Louisville	11/22/24		9	0-2	.000	0-0	.000	1-4	.250	2	1	3	3.1	0	0	0	0	1	1	2.4
LIU	11/25/24		13	1-1	1.000	0-0	.000	0-0	.000	0	1	1	2.9	1	0	0	4	2	2	2.4
AVERETT	11/27/24		14	2-3	.667	0-0	.000	1-1	1.000	3	1	4	3.0	5	2	1	0	0	5	2.7
at Queens (NC)	12/03/24		17	4-5	.800	0-0	.000	1-3	.333	1	2	3	3.0	3	0	0	2	0	9	3.3
COASTAL CAROLINA	12/07/24		12	2-3	.667	0-0	.000	1-1	1.000	0	3	3	3.0	4	0	1	0	0	5	3.5
BOB JONES	12/12/24		16	2-3	.667	0-0	.000	2-2	1.000	2	3	5	3.2	1	0	1	2	1	6	3.7
at Florida St.	12/17/24		14	0-4	.000	0-0	.000	0-1	.000	2	0	2	3.1	3	0	1	0	1	0	3.4
MERCER	12/21/24		9	0-0	.000	0-0	.000	1-2	.500	1	2	3	3.1	3	0	1	1	0	1	3.2
at Indiana	12/29/24		11	0-1	.000	0-0	.000	0-0	.000	0	3	3	3.1	2	0	0	1	2	0	3.0
USC UPSTATE	01/02/25		9	0-0	.000	0-0	.000	1-2	.500	2	2	4	3.1	2	0	0	1	0	1	2.9
at Radford	01/04/25		9	1-2	.500	0-0	.000	2-2	1.000	2	2	4	3.2	0	0	0	0	2	4	2.9
at Gardner-Webb	01/08/25		5	0-0	.000	0-0	.000	0-0	.000	0	0	0	3.0	2	0	1	2	0	0	2.8
LONGWOOD	01/11/25		5	0-1	.000	0-0	.000	0-2	.000	1	0	1	2.9	1	0	0	0	0	0	2.6
CHARLESTON SO.	01/15/25		18	1-3	.333	0-0	.000	0-0	.000	1	5	6	3.1	5	0	1	1	0	2	2.6
at UNC Asheville	01/18/25		7	1-1	1.000	0-0	.000	0-0	.000	1	2	3	3.0	0	0	1	1	0	2	2.6
at High Point	01/25/25		5	0-0	.000	0-0	.000	0-0	.000	1	0	1	3.0	2	0	0	0	0	0	2.5
PRESBYTERIAN	01/29/25		1	0-1	.000	0-0	.000	0-0	.000	0	0	0	2.8	0	0	0	0	0	0	2.3
at Charleston So.	02/05/25		3	0-1	.000	0-0	.000	0-0	.000	0	0	0	2.7	0	0	0	0	0	0	2.3
at USC Upstate	02/08/25		2	0-0	.000	0-0	.000	0-0	.000	0	1	1	2.6	1	0	0	0	0	0	2.2
Totals		0	215	18-36	.500	0-0	.000	18-32	.563	29	37	66	2.6	46	4	10	22	10	54	2.2

Games played: 25
Minutes/game: 8.6
Points/game: 2.2
FG Pct: 50.0
FT Pct: 56.3

Rebounds/game: 2.6
Assists/game: 0.2
Turnovers/game: 0.4
Assist/turnover ratio: 0.4
Steals/game: 0.4
Blocks/game: 0.9

				Field Goals		3-Point		F-Throws		Rebounds									Scoring	
SEASON	TEAM	GP-GS	MIN/AVG	FG-FGA	FG%	3FG-3FGA	3FG%	FT-FTA	FT%	OFF	DEF	TOT	AVG	PF-FO	A	TO	BLK	STL	PTS	AVG
2023-24	W&M	26-0	316/12.2	16-28	.571	0-0	.000	6-23	.261	25	55	80	3.1	64-4	6	18	22	13	38	1.5
2024-25	Win	25-0	212/8.5	18-36	.500	0-0	.000	18-32	.563	29	37	66	2.6	46-2	4	10	22	10	54	2.2
TOTAL FOR Win		25-0	212/8.5	18-36	.500	0-0	.000	18-32	.563	29	37	66	2.6	46-2	4	10	22	10	54	2.2
TOTAL		51-0	528/10.4	34-64	.531	0-0	.000	24-55	.436	54	92	146	2.9	110-6	10	28	44	23	92	1.8



Henry Harrison 22

Guard / 5-11 / 175 / So.
Lewisburg, Pa.
(Lewisburg H.S.)

CAREER HONORS

EXTRA DRIBBLE

- Seen action in three games this season
- Made all of his three-point attempts (3-for-3) as a freshman
- Had a season-high four minutes vs. Brevard/vs. Toccoa Falls
- Lettered in soccer (4 yrs.) and basketball (3 yrs.) at Lewisburg H.S.
- Was team captain in 2023 and named to First Team All-Conference

CAREER HIGHS				BIG SOUTH			
Points	3	three times		Points	2	at Charleston Southern (1/24/24)	
Minutes	4	two times		Minutes			
FGM	1	four times		FGM			
FGA	3	Piedmont (11/4/24)		FGA			
3PTFGM	1	three times		3PTFGM			
3PTFGAs	2	Piedmont (11/4/24)		3PTFGAs			
FTM				FTM			
FTA				FTA			
Rebounds				Rebounds	1	at Charleston Southern (2/5/25)	
Assists	1	Bob Jones (11/28/23)		Assists			
Blocks				Blocks			
Steals	1	Charleston Southern (2/7/24)		Steals	1	Charleston Southern (2/7/24)	
Turnovers	1	three times		Turnovers			

Opponent	Date	gs	min	Total		3-Pointers		Free throws		Rebounds				pf	a	t/o	blk	stl	pts	avg
				fg-fga	pct	3fg-fga	pct	ft-fga	pct	off	def	tot	avg							
PIEDMONT	11/04/24	3		1-3	.333	0-2	.000	0-0	.000	0	0	0	0.0	0	0	0	0	0	2	2.0
LITTLE ROCK	11/09/24	1		0-0	.000	0-0	.000	0-0	.000	0	0	0	0.0	0	0	0	0	0	0	1.0
LIU	11/25/24	1		0-0	.000	0-0	.000	0-0	.000	0	0	0	0.0	0	0	0	0	0	0	0.7
AVERETT	11/27/24	3		0-2	.000	0-2	.000	0-0	.000	0	0	0	0.0	1	0	0	0	0	0	0.5
BOB JONES	12/12/24	3		0-2	.000	0-2	.000	0-0	.000	0	0	0	0.0	0	1	0	0	0	0	0.4
at Charleston So.	02/05/25	1		0-0	.000	0-0	.000	0-0	.000	0	1	1	0.2	0	0	0	0	0	0	0.3
Totals		0	12	1-7	.143	0-6	.000	0-0	.000	0	1	1	0.2	1	1	0	0	0	2	0.3

Games played: 6
Minutes/game: 2.0
Points/game: 0.3
FG Pct: 14.3
3FG Pct: 0.0

Rebounds/game: 0.2
Assists/game: 0.2
Assist/turnover ratio: 99.9

				Field Goals		3-Point		F-Throws		Rebounds				Scoring			
SEASON	TEAM	GP-GS	MIN/AVG	FG-FGA	FG%	3FG-3FGA	3FG%	FT-FTA	FT%	OFF	DEF	TOT	AVG	PF-FO	A	TO	BLK
2023-24	Win	7-0	16/2.3	3-3	1.000	3-3	1.000	0-0	.000	0	0	0	0.0	0-0	1	3	0
2024-25	Win	6-0	12/2.1	1-7	.143	0-6	.000	0-0	.000	0	1	1	0.2	1-0	1	0	0
TOTAL		13-0	29/2.2	4-10	.400	3-9	.333	0-0	.000	0	1	1	0.1	1-0	2	3	0



Logan Duncomb 51

Center / 6-10 / 230 / Jr.
Cincinnati, Ohio
(Xavier)

CAREER HONORS

CAREER HIGHS				BIG SOUTH			
Points	10	two times		Points	10	at Charleston Southern (2/5/25)	
Minutes	27	Charleston Southern (1/15/25)		Minutes	27	Charleston Southern (1/15/25)	
FGM	5	Elon (12/20/22)		FGM	4	at Charleston Southern (2/5/25)	
FGA	7	at Charleston Southern (2/5/25)		FGA	7	at Charleston Southern (2/5/25)	
3PTFGM				3PTFGM			
3PTFGA				3PTFGA			
FTM	4	Little Rock (11/9/24)		FTM	2	five times	
FTA	5	Little Rock (11/9/24)		FTA	4	at USC Upstate (2/8/25)	
Rebounds	7	Charleston Southern (1/15/25)		Rebounds	7	Charleston Southern (1/15/25)	
Assists	2	Elon (12/20/22)		Assists	1	at High Point (1/25/25)	
Blocks	2	three times		Blocks	2	two times	
Steals	2	Longwood (1/11/25)		Steals	2	Longwood (1/11/25)	
Turnovers	2	Georgia Southern (11/16/24)		Turnovers	1	three times	

- EXTRA DRIBBLE
- Tied his career-high of 10 points in the win at Charleston Southern
- Also pulled down five rebounds
- Turned in a solid eight minutes off the bench in the win over PC as he scored a season-high eight points and hauled in five rebounds to go along with a steal
- Came off the bench for a career-high 27 minutes as he finished with four points, career-high seven rebounds and two blocks
- Put in solid six minutes vs. Longwood, knocking down both free throws to go along with two rebounds and two steals
- Returned to action vs. Mercer after missing the previous nine games
- Put in a solid seven minutes off the bench at Indiana (2 rebounds, 2 points)
- Has three or more rebounds in three of the six games played (missed the opener)
- Began collegiate career at Indiana, transferred to Xavier and now at Winthrop
- Has battled through injuries most of his collegiate career
- Played in 18 games in two seasons at Indiana
- Led Moeller High School to a state title in 2019
- Named the GCL Co-Player of the Year
- McDonalds All-American Nominee

Opponent	Date	qs	min	Total		3-Pointers		Free throws		Rebounds				pf	a	t/o	blk	stl	pts	avg
				fg-fga	pct	3fg-fga	pct	ft-fa	pct	off	def	tot	avg							
LITTLE ROCK	11/09/24		8	1-2	.500	0-0	.000	4-5	.800	2	1	3	3.0	4	0	0	0	0	6	6.0
at Virginia Tech	11/11/24		8	0-2	.000	0-0	.000	0-0	.000	0	1	1	2.0	0	0	0	0	0	0	3.0
WILLIAM & MARY	11/15/24		4	1-3	.333	0-0	.000	0-0	.000	1	2	3	2.3	2	0	1	0	0	2	2.7
GA. SOUTHERN	11/16/24		4	0-1	.000	0-0	.000	3-4	.750	0	0	0	1.8	2	0	2	0	0	3	2.8
N.C. CENTRAL	11/17/24		6	1-1	1.000	0-0	.000	0-0	.000	0	3	3	2.0	1	0	1	1	0	2	2.6
MERCER	12/21/24		3	0-0	.000	0-0	.000	0-0	.000	0	0	0	1.7	1	0	1	0	0	0	2.2
at Indiana	12/29/24		7	1-2	.500	0-0	.000	0-1	.000	0	2	2	1.7	0	0	0	0	0	2	2.1
at Gardner-Webb	01/08/25		1	0-0	.000	0-0	.000	0-0	.000	0	0	0	1.5	0	0	0	0	0	0	1.9
LONGWOOD	01/11/25		6	0-1	.000	0-0	.000	2-2	1.000	1	1	2	1.6	2	0	1	0	2	2	1.9
CHARLESTON SO.	01/15/25		27	1-2	.500	0-0	.000	2-3	.667	2	5	7	2.1	4	0	0	2	0	4	2.1
at UNC Asheville	01/18/25		2	0-0	.000	0-0	.000	0-0	.000	0	1	1	2.0	1	0	0	0	0	0	1.9
at High Point	01/25/25		11	1-3	.333	0-0	.000	0-0	.000	1	0	1	1.9	1	1	0	0	1	2	1.9
PRESBYTERIAN	01/29/25		8	3-5	.600	0-0	.000	2-2	1.000	4	1	5	2.2	1	0	1	0	1	8	2.4
GARDNER-WEBB	02/01/25		7	1-1	1.000	0-0	.000	1-2	.500	1	2	3	2.2	0	0	1	0	0	3	2.4
at Charleston So.	02/05/25		12	4-7	.571	0-0	.000	2-2	1.000	2	3	5	2.4	1	0	0	1	0	10	2.9
at USC Upstate	02/08/25		11	1-2	.500	0-0	.000	2-4	.500	3	1	4	2.5	2	0	1	2	1	4	3.0
RADFORD	02/12/25		8	0-1	.000	0-0	.000	0-0	.000	0	2	2	2.5	0	0	0	1	0	0	2.8
Totals		0	133	15-33	.455	0-0	.000	18-25	.720	17	25	42	2.5	22	1	9	7	5	48	2.8

Games played: 17
Minutes/game: 7.8
Points/game: 2.8
FG Pct: 45.5
FT Pct: 72.0

Rebounds/game: 2.5
Assists/game: 0.1
Turnovers/game: 0.5
Assist/turnover ratio: 0.1
Steals/game: 0.3
Blocks/game: 0.4

				Field Goals		3-Point		F-Throws		Rebounds				Scoring						
SEASON	TEAM	GP-GS	MIN/AVG	FG-FGA	FG%	3FG-3FGA	3FG%	FT-FTA	FT%	OFF	DEF	TOT	AVG	PF-FO	A	TO	BLK	STL	PTS	AVG
2021-22	IND	9-0	19/2.1	2-4	.500	0-0	.000	2-2	1.000	3	3	6	0.7	3-0	1	3	1	1	6	0.7
2022-23	IND	9-0	51/5.7	12-16	.750	0-0	.000	2-7	.286	5	10	15	1.7	8-0	2	3	5	1	26	2.9
2024-25	Win	17-0	129/7.6	15-33	.455	0-0	.000	18-25	.720	17	25	42	2.5	22-0	1	9	7	5	48	2.8
TOTAL FOR Win		17-0	129/7.6	15-33	.455	0-0	.000	18-25	.720	17	25	42	2.5	22-0	1	9	7	5	48	2.8
TOTAL		35-0	199/5.7	29-53	.547	0-0	.000	22-34	.647	25	38	63	1.8	33-0	4	15	13	7	80	2.3



Bryce Baker

55

Guard / 6-5 / 200 / Jr.
Mooresville, N.C.
(Old Dominion)

CAREER HONORS

CAREER HIGHS				BIG SOUTH			
Points	24	at UNC Asheville (1/18/25)		Points	24	at UNC Asheville (1/18/25)	
Minutes	34	Charleston Southern (1/15/25)		Minutes	34	Charleston Southern (1/15/25)	
FGM	8	at UNC Asheville (1/18/25)		FGM	8	at UNC Asheville (1/18/25)	
FGA	12	two times		FGA	12	at UNC Asheville (1/18/25)	
3PTFGM	7	at UNC Asheville (1/18/25)		3PTFGM	7	at UNC Asheville (1/18/25)	
3PTFGA	12	at Florida State (12/17/24)		3PTFGAs	10	at UNC Asheville (1/18/25)	
FTM	4	Virginia Wesleyan (11/6/23)		FTM	1	two times	
FTA	5	at Coastal Carolina (1/28/23)		FTA	2	Charleston Southern (1/15/25)	
Rebounds	7	two times		Rebounds	5	Charleston Southern (1/15/25)	
Assists	3	two times		Assists	1	two times	
Blocks	1	seven times		Blocks	1	at High Point (1/25/25)	
Steals	3	two times		Steals	3	Charleston Southern (1/15/25)	
Turnovers	4	at Florida State (12/17/24)		Turnovers	1	four times	

EXTRA DRIBBLE

- Played 11 minutes and didn't attempt a field goal in the win over Radford
- Had multiple threes for first time since dropping seven in vs. Asheville as he was 3-for-7 in the win at USC Upstate
- Scored a career-high 24 points at UNC Asheville as he played 30 minutes off the bench and finished 8-of-12 from the field and 7-of-10 from three
- The seven threes are the most by an Eagle in a single-game since Cory Hightower had seven at LSU on Dec. 17, 2022
- Averaging career-highs in points per game, rebounds per game, field goal percentage, and three-point field goal percentage
- Played a career-high 34 minutes in the win over the Bucs as he finished the game with nine points, five rebounds and three steals
- Put in 21 minutes off the bench at Radford (5 points, 4 rebounds)
- Was in double-figures back-to-back games after 12 off the bench vs. Mercer
- Finished the game 4-for-5 from three and is now 10-of-17 the last two games
- Scored 15 of his career-high 18 points in the second half of the loss at FSU
- Was 6-for-12 behind the arc, setting a career-best for made threes in a single-game
- Ranked 11th in the Big South with 1.7 threes per game
- Posted six points, six rebounds vs. Bob Jones
- In the eight games he's hit multiple threes he's a combined 39-for-80 (49%)
- In games he's hit one or fewer threes he's a combined 6-for-47
- Has multiple threes in back-to-back games five times this season
- Has 11 games with multiple threes, Eagles 9-2 in those games
- Has six or more rebounds in five games and at least four or more in 12 games
- Transfer from Old Dominion where he played in 32 games last season with seven starts
- Was second on the team with 42 three-pointers made
- Named Most Efficient Player on the AAU Under Armour Circuit for Team Charlotte
- Led Combine Academy to a state title in 2020 (North Carolina)
- Led Davidson Day to a state tile in 2019 (North Carolina)

Opponent	Date	gs	min	Total		3-Pointers		Free throws		Rebounds				pf	a	t/o	blk	stl	pts	avg
				fg-fga	pct	3fg-fga	pct	ft-fta	pct	off	def	tot	avg							
PIEDMONT	11/04/24		15	6-11	.545	4-8	.500	0-0	.000	1	3	4	4.0	1	0	0	0	0	16	16.0
LITTLE ROCK	11/09/24	*	24	2-8	.250	2-7	.286	2-2	1.000	2	4	6	5.0	1	1	2	0	0	8	12.0
at Virginia Tech	11/11/24	*	24	0-8	.000	0-8	.000	0-0	.000	1	6	7	5.7	1	2	0	0	0	0	8.0
WILLIAM & MARY	11/15/24	*	30	6-11	.545	4-9	.444	0-0	.000	0	6	6	5.8	1	1	0	0	1	16	10.0
GA. SOUTHERN	11/16/24	*	29	2-6	.333	1-5	.200	0-2	.000	0	6	6	5.8	2	1	0	1	2	5	9.0
N.C. CENTRAL	11/17/24	*	21	0-5	.000	0-3	.000	0-0	.000	0	4	4	5.5	0	1	1	1	0	0	7.5
at Louisville	11/22/24		22	1-6	.167	1-6	.167	2-2	1.000	1	3	4	5.3	0	0	2	0	1	5	7.1
LIU	11/25/24		20	3-8	.375	2-5	.400	0-0	.000	0	5	5	5.3	3	2	1	0	2	8	7.3
AVERETT	11/27/24		18	4-8	.500	3-7	.429	0-0	.000	0	1	1	4.8	0	1	1	1	1	11	7.7
at Queens (NC)	12/03/24		16	1-4	.250	0-2	.000	0-0	.000	1	2	3	4.6	1	0	1	0	0	2	7.1
COASTAL CAROLINA	12/07/24		10	1-4	.250	1-3	.333	0-0	.000	1	0	1	4.3	3	0	1	0	0	3	6.7
BOB JONES	12/12/24		16	2-7	.286	2-6	.333	0-0	.000	2	4	6	4.4	1	3	2	0	0	6	6.7
at Florida St.	12/17/24		23	6-12	.500	6-12	.500	0-0	.000	1	4	5	4.5	0	0	4	0	2	18	7.5
MERCER	12/21/24		20	4-5	.800	4-5	.800	0-1	.000	0	4	4	4.4	3	2	0	0	1	12	7.9
at Indiana	12/29/24		12	0-3	.000	0-3	.000	0-0	.000	0	1	1	4.2	1	0	0	0	0	0	7.3
USC UPSTATE	01/02/25		11	0-2	.000	0-2	.000	0-0	.000	0	3	3	4.1	1	0	1	0	0	0	6.9
at Radford	01/04/25		21	2-5	.400	1-3	.333	0-0	.000	3	1	4	4.1	2	0	1	0	0	5	6.8
at Gardner-Webb	01/08/25		6	0-1	.000	0-1	.000	0-0	.000	0	0	0	3.9	0	0	0	0	0	0	6.4
LONGWOOD	01/11/25		18	2-6	.333	1-4	.250	0-0	.000	1	3	4	3.9	0	1	0	0	1	5	6.3
CHARLESTON SO.	01/15/25		34	3-6	.500	2-4	.500	1-2	.500	1	4	5	4.0	3	1	1	0	3	9	6.5
at UNC Asheville	01/18/25		30	8-12	.667	7-10	.700	1-1	1.000	0	3	3	3.9	3	0	0	0	1	24	7.3
at High Point	01/25/25		19	1-5	.200	0-3	.000	0-0	.000	0	3	3	3.9	0	0	1	1	1	2	7.0
PRESBYTERIAN	01/29/25		10	1-3	.333	1-3	.333	0-0	.000	0	1	1	3.7	0	1	1	0	0	3	6.9
GARDNER-WEBB	02/01/25		13	0-0	.000	0-0	.000	3-3	1.000	0	0	0	3.6	0	1	0	0	0	3	6.7
at Charleston So.	02/05/25		20	1-5	.200	0-4	.000	0-0	.000	0	1	1	3.5	1	0	1	1	0	2	6.5
at USC Upstate	02/08/25		18	3-8	.375	3-7	.429	0-0	.000	1	1	2	3.4	0	0	1	0	0	9	6.6
RADFORD	02/12/25		11	0-0	.000	0-0	.000	0-0	.000	0	1	1	3.3	0	1	1	0	1	0	6.4
Totals		5	511	59-159	.371	45-130	.346	9-13	.692	16	74	90	3.3	28	19	23	5	17	172	6.4

Games played: 27
Minutes/game: 18.9
Points/game: 6.4
FG Pct: 37.1
3FG Pct: 34.6
FT Pct: 69.2

Rebounds/game: 3.3
Assists/game: 0.7
Turnovers/game: 0.9
Assist/turnover ratio: 0.8
Steals/game: 0.6
Blocks/game: 0.2

				Field Goals		3-Point		F-Throws		Rebounds				Scoring						
SEASON	TEAM	GP-GS	MIN/AVG	FG-FGA	FG%	3FG-3FGA	3FG%	FT-FTA	FT%	OFF	DEF	TOT	AVG	PF-FO	A	TO	BLK	STL	PTS	AVG
2022-23	ODU	27-9	323/12.0	26-74	.351	21-63	.333	4-9	.444	13	26	39	1.4	20-0	5	6	3	10	77	2.9
2023-24	ODU	32-3	632/19.8	56-158	.354	42-124	.339	7-12	.583	23	50	73	2.3	28-0	20	11	2	12	161	5.0
2024-25	Win	27-5	510/18.9	59-159	.371	45-130	.346	9-13	.692	16	74	90	3.3	28-0	19	23	5	17	172	6.4
TOTAL FOR Win		27-5	510/18.9	59-159	.371	45-130	.346	9-13	.692	16	74	90	3.3	28-0	19	23	5	17	172	6.4
TOTAL		86-17	1465/17.0	141-391	.361	108-317	.341	20-34	.588	52	150	202	2.3	76-0	44	40	10	39	410	4.8